

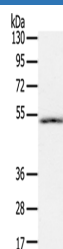
IL17RB Polyclonal Antibody

catalog number: E-AB-16512

Note: Centrifuge before opening to ensure complete recovery of vial contents.

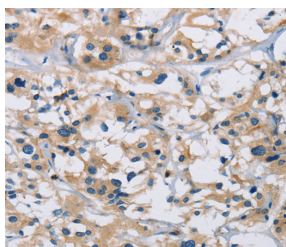
Description	
Reactivity	Human
Immunogen	Synthetic peptide of human IL17RB
Host	Rabbit
Isotype	IgG
Purification	Affinity purification
Conjugation	Unconjugated
Buffer	Phosphate buffered solution, pH 7.4, containing 0.05% stabilizer and 50% glycerol.
Applications	Recommended Dilution
WB	1:200-1:1000
IHC	1:50-1:200

Data

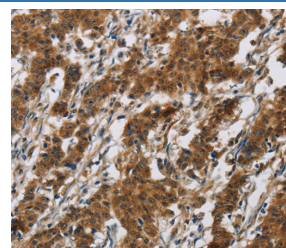


Western Blot analysis of Human normal liver tissue using IL17RB Polyclonal Antibody at dilution of 1:200

Calculated-MV:56 kDa



Immunohistochemistry of paraffin-embedded Human thyroid cancer using IL17RB Polyclonal Antibody at dilution of 1:40



Immunohistochemistry of paraffin-embedded Human gastric cancer using IL17RB Polyclonal Antibody at dilution of 1:40

Preparation & Storage

Storage	Store at -20°C Valid for 12 months. Avoid freeze / thaw cycles.
Shipping	The product is shipped with ice pack, upon receipt, store it immediately at the temperature recommended.

Background

The protein encoded by this gene is a cytokine receptor. This receptor specifically binds to IL17B and IL17E, but does not bind to IL17 and IL17C. This receptor has been shown to mediate the activation of NF-kappaB and the production of IL8 induced by IL17E. The expression of the rat counterpart of this gene was found to be significantly up-regulated during intestinal inflammation, which suggested the immunoregulatory activity of this receptor.

For Research Use Only