

ACTA1 Monoclonal Antibody

catalog number: E-AB-22135

Note: Centrifuge before opening to ensure complete recovery of vial contents.

Description

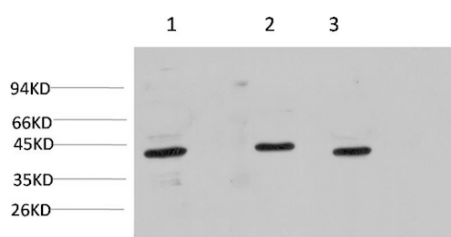
Reactivity	Human;Mouse;Rat
Immunogen	Synthetic Peptide of Muscle actin
Host	Mouse
Isotype	IgG
Clone	6B3
Purification	Protein A purification
Conjugation	Unconjugated
buffer	Phosphate buffered solution, pH 7.4, containing 0.05% stabilizer, 0.5% protein protectant and 50% glycerol.

Applications

Recommended Dilution

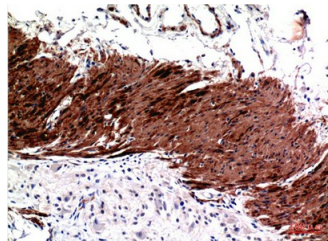
WB	1:1000-2000
IHC	1:100-200

Data

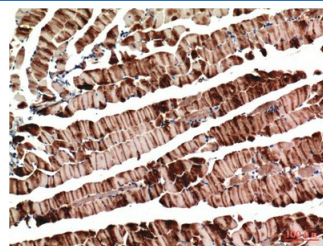


Western Blot analysis of 1) Hela, 2) 3T3, 3) Rat brain using ACTA1 Monoclonal Antibody at dilution of 1:1000.

Observed-MV:42 kDa



Immunohistochemistry of paraffin-embedded Human colon carcinoma tissue using ACTA1 Monoclonal Antibody at dilution of 1:200.



Immunohistochemistry of paraffin-embedded Mouse skeletal muscle tissue using ACTA1 Monoclonal Antibody at dilution of 1:200.

Preparation & Storage

Storage	Store at -20°C Valid for 12 months. Avoid freeze / thaw cycles.
Shipping	The product is shipped with ice pack, upon receipt, store it immediately at the temperature recommended.

Background

Actins are highly conserved proteins that are involved in various types of cell motility and are ubiquitously expressed in all eukaryotic cells.

For Research Use Only