

RIDA Polyclonal Antibody

catalog number: E-AB-53037

Note: Centrifuge before opening to ensure complete recovery of vial contents.

Description


Reactivity	Human;Mouse;Rat
Immunogen	Fusion protein of human RIDA
Host	Rabbit
Isotype	IgG
Purification	Antigen affinity purification
Conjugation	Unconjugated
Buffer	Phosphate buffered solution, pH 7.4, containing 0.05% stabilizer and 50% glycerol.

Applications

Recommended Dilution

WB	1:500-1:2000
IHC	1:50-1:200

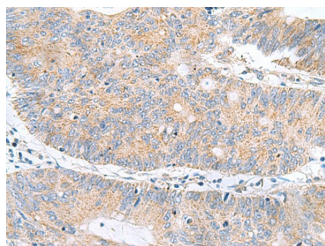
Data



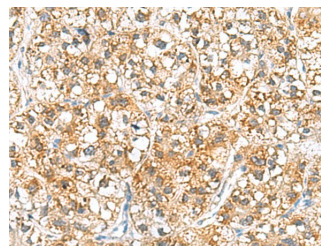
Western blot analysis of Mouse liver tissue and Mouse kidney tissue lysates using RIDA Polyclonal Antibody at dilution of 1:650

Observed-MW:Refer to figures

Calculated-MW:14 kDa



Immunohistochemistry of paraffin-embedded Human colorectal cancer tissue using RIDA Polyclonal Antibody at dilution of 1:70(×200)



Immunohistochemistry of paraffin-embedded Human liver cancer tissue using RIDA Polyclonal Antibody at dilution of 1:70(×200)

Preparation & Storage

Storage	Store at -20°C Valid for 12 months. Avoid freeze / thaw cycles.
Shipping	The product is shipped with ice pack,upon receipt,store it immediately at the temperature recommended.

Background

For Research Use Only

Catalyzes the hydrolytic deamination of enamine/imine intermediates that form during the course of normal metabolism. May facilitate the release of ammonia from these potentially toxic reactive metabolites, reducing their impact on cellular components. It may act on enamine/imine intermediates formed by several types of pyridoxal-5'-phosphate-dependent dehydratases including L-threonine dehydratase. May also function as an endoribonuclease, cleaving mRNA phosphodiester bonds of single-stranded RNA (By similarity). Thereby, may inhibit protein translation (PubMed: 8973653).