

## CD297 Polyclonal Antibody

catalog number: E-AB-12996

**Note:** Centrifuge before opening to ensure complete recovery of vial contents.

### Description


|                     |  |
|---------------------|--|
| <b>Reactivity</b>   | Human;Mouse  |
| <b>Immunogen</b>    | Synthetic peptide of human ART4  |
| <b>Host</b>         | Rabbit   |
| <b>Isotype</b>      | IgG  |
| <b>Purification</b> | Affinity purification  |
| <b>Conjugation</b>  | Unconjugated   |
| <b>Buffer</b>       | Phosphate buffered solution, pH 7.4, containing 0.05% stabilizer and 50% glycerol. |

### Applications

### Recommended Dilution

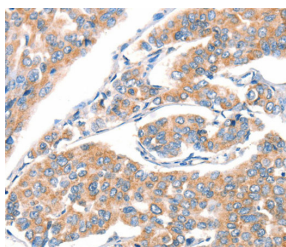
|            |              |
|------------|--------------|
| <b>WB</b>  | 1:500-1:2000 |
| <b>IHC</b> | 1:25-1:100   |

### Data

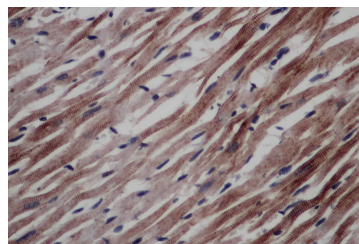


Western Blot analysis of Mouse kidney, liver, heart and brain tissue using CD297 Polyclonal Antibody at dilution of 1:667

**Calculated-MW:36 kDa**



Immunohistochemistry of paraffin-embedded Human breast cancer using CD297 Polyclonal Antibody at dilution of 1:30



Immunohistochemistry of paraffin-embedded Rat heart using CD297 Polyclonal Antibody at dilution of 1:50

### Preparation & Storage

|                 |  |
|-----------------|--|
| <b>Storage</b>  | Store at -20°C Valid for 12 months. Avoid freeze / thaw cycles.  |
| <b>Shipping</b> | The product is shipped with ice pack, upon receipt, store it immediately at the temperature recommended. |

### Background

This gene encodes a protein that contains a mono-ADP-ribosylation (ART) motif. It is a member of the ADP-ribosyltransferase gene family but enzymatic activity has not been demonstrated experimentally. Antigens of the Dombrock blood group system are located on the gene product, which is glycosylphosphatidylinositol-anchored to the erythrocyte membrane. Allelic variants, some of which lead to adverse transfusion reactions, are known.

### For Research Use Only