

## PI 3 kinase p85 alpha Monoclonal Antibody

catalog number: E-AB-22164

**Note:** Centrifuge before opening to ensure complete recovery of vial contents.

### Description

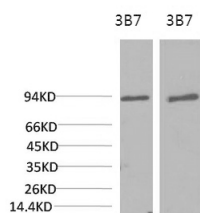
<b>Reactivity</b>	Mouse;Rat
<b>Immunogen</b>	Recombinant Protein
<b>Host</b>	Mouse
<b>Isotype</b>	IgG
<b>Clone</b>	3B7
<b>Purification</b>	Protein A purification
<b>Conjugation</b>	Unconjugated
<b>Buffer</b>	Phosphate buffered solution, pH 7.4, containing 0.05% stabilizer, 0.5% protein protectant and 50% glycerol.

### Applications

### Recommended Dilution

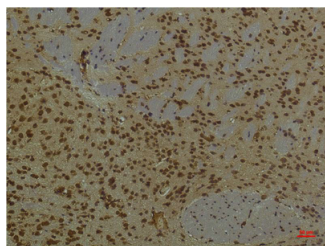
<b>WB</b>	1:1000-2000
<b>IHC</b>	1:100-200

### Data

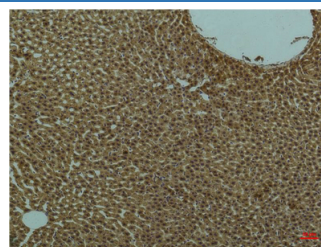


Western Blot analysis of 1) 3T3, 2) Rat liver using PI 3 kinase p85 alpha Monoclonal Antibody at dilution of 1:2000.

**Observed-MW:85 kDa**



Immunohistochemistry of paraffin-embedded Mouse brain tissue using PI 3 kinase p85 alpha Monoclonal Antibody at dilution of 1:200.



Immunohistochemistry of paraffin-embedded Rat liver tissue using PI 3 kinase p85 alpha Monoclonal Antibody at dilution of 1:200.

### Preparation & Storage

<b>Storage</b>	Store at -20°C Valid for 12 months. Avoid freeze / thaw cycles.
<b>Shipping</b>	The product is shipped with ice pack, upon receipt, store it immediately at the temperature recommended.

### Background

### For Research Use Only

Binds to activated (phosphorylated) protein-Tyr kinases, through its SH2 domain, and acts as an adapter, mediating the association of the p110 catalytic unit to the plasma membrane. Necessary for the insulin-stimulated increase in glucose uptake and glycogen synthesis in insulin-sensitive tissues.