

Recombinant CD42b Monoclonal Antibody

catalog number: **AN301479L**

Note: Centrifuge before opening to ensure complete recovery of vial contents.

Description

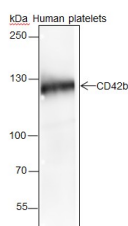
Reactivity	Human;Rat;Mouse
Immunogen	Recombinant human CD42b fragment
Host	Rabbit
Isotype	IgG, κ
Clone	A174
Purification	Protein A purified
Buffer	PBS, 50% glycerol, 0.05% Proclin 300, 0.05% protein protectant.

Applications

Recommended Dilution

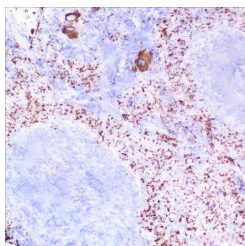
WB	1:500-1:2000
IHC	1:200-1:1000

Data

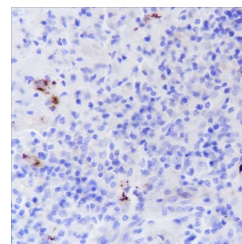


Western Blot with CD42b Monoclonal Antibody at dilution of 1: 2000. Lane 1: Human platelets

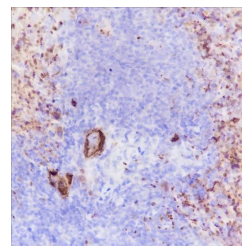
Observed-MW:120 kDa
Calculated-MW:72 kDa



Immunohistochemistry of paraffin-embedded Mouse spleen using CD42b Monoclonal Antibody at dilution of 1: 1000.



Immunohistochemistry of paraffin-embedded Human lymphoma using CD42b Monoclonal Antibody at dilution of 1: 1000.



Immunohistochemistry of paraffin-embedded Rat spleen using CD42b Monoclonal Antibody at dilution of 1: 1000.

Preparation & Storage

Storage	Store at -20°C Valid for 12 months. Avoid freeze / thaw cycles.
Shipping	Ice bag

Background

GP-Ib, a surface membrane protein of platelets, participates in the formation of platelet plugs by binding to the A1 domain of vWF, which is already bound to the subendothelium.

For Research Use Only

Toll-free: 1-888-852-8623
Web: www.elabscience.com

Tel: 1-832-243-6086
Email: techsupport@elabscience.com

Fax: 1-832-243-6017

Rev. V1.0