

# GPA33 Polyclonal Antibody

Catalog Number: E-AB-14107

**Note:** Centrifuge before opening to ensure complete recovery of vial contents.

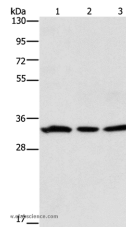
## Description

<b>Reactivity</b>	Human
<b>Immunogen</b>	Recombinant protein of human GPA33
<b>Host</b>	Rabbit
<b>Isotype</b>	IgG
<b>Purification</b>	Affinity purification
<b>Conjugation</b>	Unconjugated
<b>Formulation</b>	PBS with 0.05% sodium azide and 50% glycerol, PH7.4

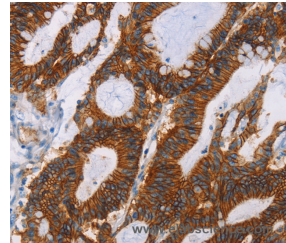
## Applications Recommended Dilution

<b>WB</b>	1:500-1:2000
<b>IHC</b>	1:50-1:200

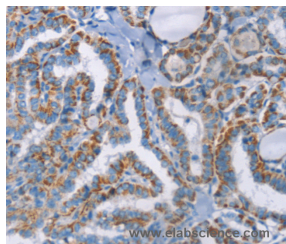
## Data



Western Blot analysis of 293T and Human colon cancer tissue, 231 cell using GPA33 Polyclonal Antibody at dilution of 1:600  
**Calculated Mw:36kDa**



Immunohistochemistry of paraffin-embedded Human colon cancer using GPA33 Polyclonal Antibody at dilution of 1:30



Immunohistochemistry of paraffin-embedded Human thyroid cancer using GPA33 Polyclonal Antibody at dilution of 1:30

## Preparation & Storage

**Storage** Store at -20°C. Avoid freeze / thaw cycles.

## Background

The glycoprotein encoded by this gene is a cell surface antigen that is expressed in greater than 95% of human colon cancers. The open reading frame encodes a 319-amino acid polypeptide having a putative secretory signal sequence and 3 potential glycosylation sites. The predicted mature protein has a 213-amino acid extracellular region, a single

## For Research Use Only

A Reliable Research Partner in Life Science and Medicine

Toll-free: 1-888-852-8623

Web: [www.elabscience.com](http://www.elabscience.com)

Tel: 1-832-243-6086

Email: [techsupport@elabscience.com](mailto:techsupport@elabscience.com)

Fax: 1-832-243-6017

# GPA33 Polyclonal Antibody

Catalog Number: E-AB-14107



transmembrane domain, and a 62-amino acid intracellular tail. The sequence of the extracellular region contains 2 domains characteristic of the CD2 subgroup of the immunoglobulin (Ig) superfamily.

---

## For Research Use Only

A Reliable Research Partner in Life Science and Medicine

Toll-free: 1-888-852-8623

Tel: 1-832-243-6086

Fax: 1-832-243-6017

Web: [www.elabscience.com](http://www.elabscience.com)

Email: [techsupport@elabscience.com](mailto:techsupport@elabscience.com)