

ORC4 Polyclonal Antibody

catalog number: E-AB-18803

Note: Centrifuge before opening to ensure complete recovery of vial contents.

Description

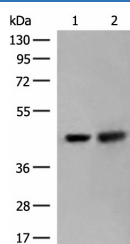
Reactivity	Human;Mouse;Rat
Immunogen	Fusion protein of human ORC4
Host	Rabbit
Isotype	IgG
Purification	Antigen affinity purification
Conjugation	Unconjugated
Buffer	Phosphate buffered solution, pH 7.4, containing 0.05% stabilizer and 50% glycerol.

Applications

Recommended Dilution

WB	1:500-1:2000
IHC	1:50-1:300

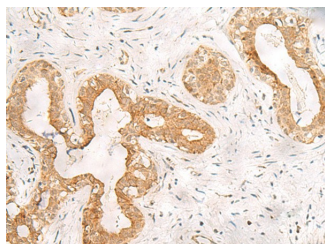
Data



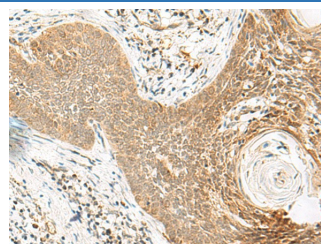
Western blot analysis of HepG2 and Hela cell lysates using ORC4 Polyclonal Antibody at dilution of 1:550

Observed-MW:Refer to figures

Calculated-MW:50 kDa



Immunohistochemistry of paraffin-embedded Human breast cancer tissue using ORC4 Polyclonal Antibody at dilution of 1:80(×200)



Immunohistochemistry of paraffin-embedded Human esophagus cancer tissue using ORC4 Polyclonal Antibody at dilution of 1:80(×200)

Preparation & Storage

Storage	Store at -20°C Valid for 12 months. Avoid freeze / thaw cycles.
Shipping	The product is shipped with ice pack, upon receipt, store it immediately at the temperature recommended.

Background

For Research Use Only

The origin recognition complex (ORC) is a highly conserved six subunit protein complex essential for the initiation of the DNA replication in eukaryotic cells. Studies in yeast demonstrated that ORC binds specifically to origins of replication and serves as a platform for the assembly of additional initiation factors such as Cdc6 and Mcm proteins. This gene encodes a subunit of the ORC complex. Several alternatively spliced transcript variants, some of which encode the same protein, have been reported for this gene.