

# EIF6 Polyclonal Antibody

Catalog Number: E-AB-60458

**Note:** Centrifuge before opening to ensure complete recovery of vial contents.

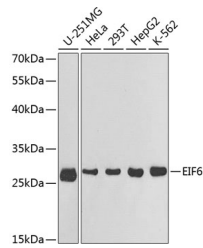
## Description

<b>Reactivity</b>	Human
<b>Immunogen</b>	Recombinant fusion protein of human EIF6 (NP_852133.1).
<b>Host</b>	Rabbit
<b>Isotype</b>	IgG
<b>Purification</b>	Affinity purification
<b>Conjugation</b>	Unconjugated
<b>Formulation</b>	PBS with 0.02% sodium azide, 50% glycerol, pH7.3.

## Applications Recommended Dilution

<b>WB</b>	1:500-1:2000
<b>IF</b>	1:50-1:200

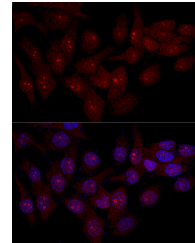
## Data



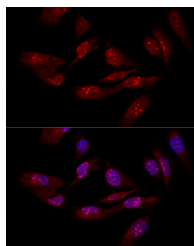
Western blot analysis of extracts of various cell lines using EIF6 Polyclonal Antibody at dilution of 1:1000.

**Observed Mw:27kDa**

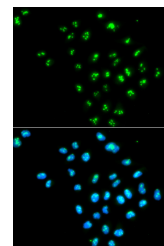
**Calculated Mw:23kDa/26kDa**



Confocal immunofluorescence analysis of HeLa cells using EIF6 Polyclonal Antibody at dilution of 1:50. Blue: DAPI for nuclear staining.



Confocal immunofluorescence analysis of U-2OS cells using EIF6 Polyclonal Antibody at dilution of 1:50. Blue: DAPI for nuclear staining.



Immunofluorescence analysis of MCF-7 cells using EIF6 Polyclonal Antibody

## Preparation & Storage

**Storage** Store at -20°C. Avoid freeze / thaw cycles.

## Background

Hemidesmosomes are structures which link the basal lamina to the intermediate filament cytoskeleton. An important functional component of hemidesmosomes is the integrin beta-4 subunit (ITGB4), a protein containing two fibronectin

## For Research Use Only

A Reliable Research Partner in Life Science and Medicine

Toll-free: 1-888-852-8623

Web: [www.elabscience.com](http://www.elabscience.com)

Tel: 1-832-243-6086

Email: [techsupport@elabscience.com](mailto:techsupport@elabscience.com)

Fax: 1-832-243-6017

# EIF6 Polyclonal Antibody

Catalog Number: E-AB-60458



type III domains. The protein encoded by this gene binds to the fibronectin type III domains of ITGB4 and may help link ITGB4 to the intermediate filament cytoskeleton. The encoded protein, which is insoluble and found both in the nucleus and in the cytoplasm, can function as a translation initiation factor and prevent the association of the 40S and 60S ribosomal subunits. Multiple non-protein coding transcript variants and variants encoding two different isoforms have been found for this gene.

---

## For Research Use Only

A Reliable Research Partner in Life Science and Medicine

Toll-free: 1-888-852-8623

Tel: 1-832-243-6086

Fax: 1-832-243-6017

Web: [www.elabscience.com](http://www.elabscience.com)

Email: [techsupport@elabscience.com](mailto:techsupport@elabscience.com)