

PIP4K2A Polyclonal Antibody

catalog number: E-AB-10953

Note: Centrifuge before opening to ensure complete recovery of vial contents.


Description

Reactivity	Human;Mouse;Rat
Immunogen	Recombinant protein of human PIP4K2A
Host	Rabbit
Isotype	IgG
Purification	Affinity purification
Buffer	Phosphate buffered solution, pH 7.4, containing 0.05% stabilizer and 50% glycerol.

Applications

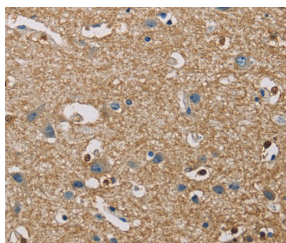
Applications	Recommended Dilution
WB	1:500-1:2000
IHC	1:50-1:200

Data

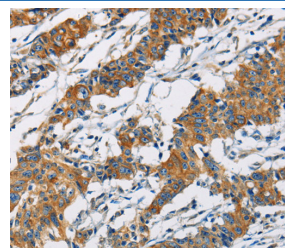


Western Blot analysis of K562 cell using PIP4K2A Polyclonal Antibody at dilution of 1:950

Calculated-MW:46 kDa



Immunohistochemistry of paraffin-embedded Human brain using PIP4K2A Polyclonal Antibody at dilution of 1:40



Immunohistochemistry of paraffin-embedded Human gastric cancer using PIP4K2A Polyclonal Antibody at dilution of 1:40

Preparation & Storage

Storage	Store at -20°C Valid for 12 months. Avoid freeze / thaw cycles.
Shipping	The product is shipped with ice pack, upon receipt, store it immediately at the temperature recommended.

Background

For Research Use Only

Phosphatidylinositol-5,4-bisphosphate, the precursor to second messengers of the phosphoinositide signal transduction pathways, is thought to be involved in the regulation of secretion, cell proliferation, differentiation, and motility. The protein encoded by this gene is one of a family of enzymes capable of catalyzing the phosphorylation of phosphatidylinositol-5-phosphate on the fourth hydroxyl of the myo-inositol ring to form phosphatidylinositol-5,4-bisphosphate. The amino acid sequence of this enzyme does not show homology to other kinases, but the recombinant protein does exhibit kinase activity. This gene is a member of the phosphatidylinositol-5-phosphate 4-kinase family.

For Research Use Only

Toll-free: 1-888-852-8623
Web: www.elabscience.com

Tel: 1-832-243-6086
Email: techsupport@elabscience.com

Fax: 1-832-243-6017

Rev. V1.8