

Recombinant MUC4 Monoclonal Antibody

catalog number: **AN301419L**

Note: Centrifuge before opening to ensure complete recovery of vial contents.

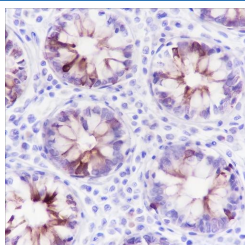
Description

Reactivity	Human;
Immunogen	Recombinant human MUC4 fragment
Host	Rabbit
Isotype	IgG, κ
Clone	A114
Purification	Protein A purified
Buffer	PBS, 50% glycerol, 0.05% Proclin 300, 0.05% protein protectant.

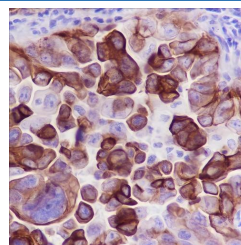
Applications Recommended Dilution

IHC	1:200-1:1000
------------	--------------

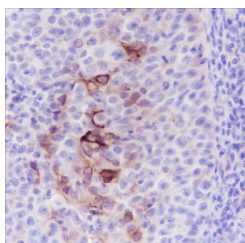
Data



Immunohistochemistry of paraffin-embedded Human colon using MUC4 Monoclonal Antibody at dilution of 1:1000.



Immunohistochemistry of paraffin-embedded Human lung adenocarcinoma using MUC4 Monoclonal Antibody at dilution of 1:1000.



Immunohistochemistry of paraffin-embedded Human lung squamous carcinoma using MUC4 Monoclonal Antibody at dilution of 1:1000.

Preparation & Storage

Storage	Store at -20°C Valid for 12 months. Avoid freeze / thaw cycles.
Shipping	Ice bag

Background

May play a role in tumor progression. Ability to promote tumor growth may be mainly due to repression of apoptosis as opposed to proliferation. Has anti-adhesive properties. Seems to alter cellular behavior through both anti-adhesive effects on cell-cell and cell-extracellular matrix interactions and in its ability to act as an intramembrane ligand for ERBB2. Plays an important role in cell proliferation and differentiation of epithelial cells by inducing specific phosphorylation of ERBB2.

For Research Use Only

Toll-free: 1-888-852-8623
Web: www.elabscience.com

Tel: 1-832-243-6086
Email: techsupport@elabscience.com

Fax: 1-832-243-6017

Rev. V1.0