

NCEH1 Polyclonal Antibody

Catalog Number: E-AB-14454

Note: Centrifuge before opening to ensure complete recovery of vial contents.


Description

Reactivity	Human, Mouse, Rat
Immunogen	Recombinant protein of human NCEH1
Host	Rabbit
Isotype	IgG
Purification	Affinity purification
Conjugation	Unconjugated
Formulation	PBS with 0.05% sodium azide and 50% glycerol, PH7.4

Applications Recommended Dilution

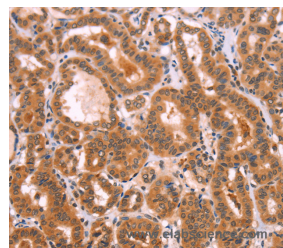
WB	1:1000-1:5000
IHC	1:100-1:300

Data

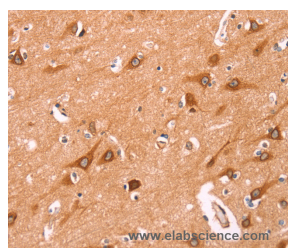


Western Blot analysis of Mouse kidney and heart tissue using NCEH1 Polyclonal Antibody at dilution of 1:1350

Calculated Mw: 46kDa



Immunohistochemistry of paraffin-embedded Human brain using NCEH1 Polyclonal Antibody at dilution of 1:80



Immunohistochemistry of paraffin-embedded Human thyroid cancer using NCEH1 Polyclonal Antibody at dilution of 1:80

Preparation & Storage

Storage Store at -20°C. Avoid freeze / thaw cycles.

Background

Neutral cholesterol ester hydrolase 1 (NCEH) also known as arylacetamide deacetylase-like 1 (AADACL1) or KIAA1363 is an enzyme that in humans is encoded by the NCEH1 gene. NCEH is an enzyme located in the endoplasmic reticulum. NCEH hydrolyzes 2-acetyl monoalkylglycerol ether, as part of an enzymatic pathway regulating

For Research Use Only

A Reliable Research Partner in Life Science and Medicine

Toll-free: 1-888-852-8623

Web: www.elabscience.com

Tel: 1-832-243-6086

Email: techsupport@elabscience.com

Fax: 1-832-243-6017

NCEH1 Polyclonal Antibody

Catalog Number: E-AB-14454



the levels of platelet activating factor and lysophospholipids that may be involved in cancer development.

For Research Use Only

A Reliable Research Partner in Life Science and Medicine

Toll-free: 1-888-852-8623

Tel: 1-832-243-6086

Fax: 1-832-243-6017

Web: www.elabscience.com

Email: techsupport@elabscience.com