

MUTYH Polyclonal Antibody

catalog number: E-AB-10477

Note: Centrifuge before opening to ensure complete recovery of vial contents.


Description

Reactivity	Human
Immunogen	Recombinant protein of human MUTYH
Host	Rabbit
Isotype	IgG
Purification	Affinity purification
Buffer	Phosphate buffered solution, pH 7.4, containing 0.05% stabilizer and 50% glycerol.

Applications

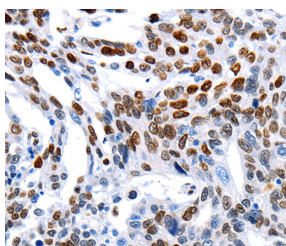
Applications	Recommended Dilution
WB	1:1000-1:5000
IHC	1:50-1:200

Data

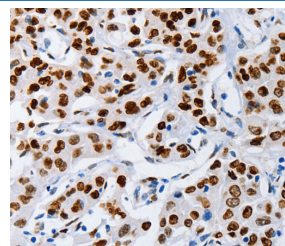


Western Blot analysis of Human liver cancer and stomach cancer tissue using MUTYH Polyclonal Antibody at dilution of 1:1000

Calculated-MW:60 kDa



Immunohistochemistry of paraffin-embedded Human ovarian cancer using MUTYH Polyclonal Antibody at dilution of 1:60



Immunohistochemistry of paraffin-embedded Human lung cancer using MUTYH Polyclonal Antibody at dilution of 1:60

Preparation & Storage

Storage	Store at -20°C Valid for 12 months. Avoid freeze / thaw cycles.
Shipping	The product is shipped with ice pack, upon receipt, store it immediately at the temperature recommended.

Background

For Research Use Only

This gene encodes a DNA glycosylase involved in oxidative DNA damage repair. The enzyme excises adenine bases from the DNA backbone at sites where adenine is inappropriately paired with guanine, cytosine, or 8-oxo-7,8-dihydroguanine, a major oxidatively damaged DNA lesion. The protein is localized to the nucleus and mitochondria. Mutations in this gene result in heritable predisposition to colon and stomach cancer. Multiple transcript variants encoding different isoforms have been found for this gene.

For Research Use Only

Toll-free: 1-888-852-8623
Web: www.elabscience.com

Tel: 1-832-243-6086
Email: techsupport@elabscience.com

Fax: 1-832-243-6017

Rev. V1.8