

Histamine H1 Receptor Polyclonal Antibody

catalog number: E-AB-13307

Note: Centrifuge before opening to ensure complete recovery of vial contents.

Description

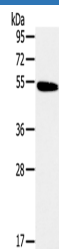
Reactivity	Human
Immunogen	Synthetic peptide of human HRH1
Host	Rabbit
Isotype	IgG
Purification	Affinity purification
Conjugation	Unconjugated
Buffer	Phosphate buffered solution, pH 7.4, containing 0.05% stabilizer and 50% glycerol.

Applications

Recommended Dilution

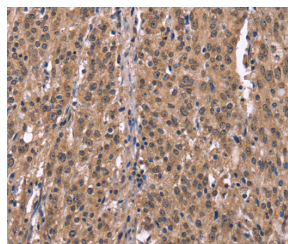
WB	1:500-1:2000
IHC	1:50-1:200

Data

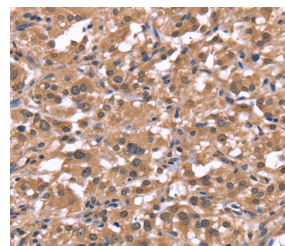


Western Blot analysis of Human normal colon tissue using Histamine H1 Receptor Polyclonal Antibody at dilution of 1:200

Calculated-MW:56 kDa



Immunohistochemistry of paraffin-embedded Human gastric cancer using Histamine H1 Receptor Polyclonal Antibody at dilution of 1:40



Immunohistochemistry of paraffin-embedded Human thyroid cancer using Histamine H1 Receptor Polyclonal Antibody at dilution of 1:40

Preparation & Storage

Storage	Store at -20°C Valid for 12 months. Avoid freeze / thaw cycles.
Shipping	The product is shipped with ice pack, upon receipt, store it immediately at the temperature recommended.

Background

For Research Use Only

Histamine is a ubiquitous messenger molecule released from mast cells, enterochromaffin-like cells, and neurons. Its various actions are mediated by histamine receptors H1, H2, H3 and H4. This gene was thought to be intronless until recently. The protein encoded by this gene is an integral membrane protein and belongs to the Gprotein-coupled receptor superfamily. It mediates the contraction of smooth muscles, the increase in capillary permeability due to contraction of terminal venules, the release of catecholamine from adrenal medulla, and neurotransmission in the central nervous system.