

GNAT3 Polyclonal Antibody

Catalog Number: E-AB-16465

Note: Centrifuge before opening to ensure complete recovery of vial contents.

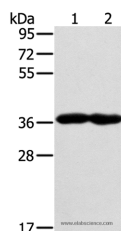
Description

Reactivity	Human, Mouse, Rat
Immunogen	Synthetic peptide of human GNAT3
Host	Rabbit
Isotype	IgG
Purification	Affinity purification
Conjugation	Unconjugated
Formulation	PBS with 0.05% sodium azide and 50% glycerol, PH7.4

Applications Recommended Dilution

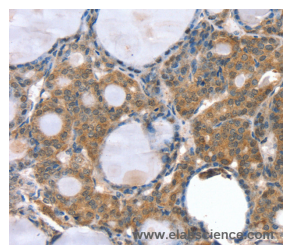
WB	1:500-1:2000
IHC	1:25-1:100

Data

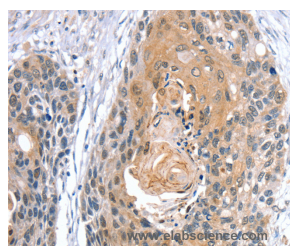


Western Blot analysis of Mouse heart and muscle tissue using GNAT3 Polyclonal Antibody at dilution of 1:400

Calculated Mw: 40kDa



Immunohistochemistry of paraffin-embedded Human thyroid cancer using GNAT3 Polyclonal Antibody at dilution of 1:35



Immunohistochemistry of paraffin-embedded Human esophagus cancer using GNAT3 Polyclonal Antibody at dilution of 1:35

Preparation & Storage

Storage Store at -20°C. Avoid freeze / thaw cycles.

Background

Guanine nucleotide-binding protein G(t) subunit alpha-3, also known as gustducin alpha-3 chain, is a protein that in humans is encoded by the GNAT3 gene. Gustducin alpha-3 chain is a subunit of the heterotrimeric protein gustducin that is responsible for basic taste.

For Research Use Only

A Reliable Research Partner in Life Science and Medicine

Toll-free: 1-888-852-8623

Web: www.elabscience.com

Tel: 1-832-243-6086

Email: techsupport@elabscience.com

Fax: 1-832-243-6017