

CYP11B2 Polyclonal Antibody

Catalog Number:E-AB-66284

Note: Centrifuge before opening to ensure complete recovery of vial contents.

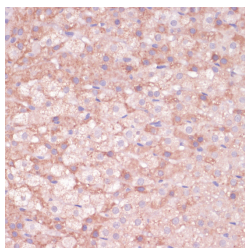
Description

Reactivity	Human,Mouse,Rat
Immunogen	Recombinant fusion protein of human CYP11B2 (NP_000489.3).
Host	Rabbit
Isotype	IgG
Purification	Affinity purification
Conjugation	Unconjugated
Formulation	PBS with 0.02% sodium azide, 50% glycerol, pH7.3.

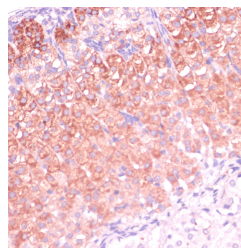
Applications Recommended Dilution

IHC	1:50-1:100
IF	1:50-1:100

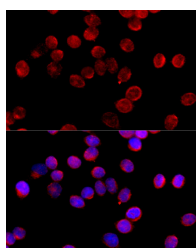
Data



Immunohistochemistry of paraffin-embedded Rat adrenal gland using CYP11B2 Polyclonal Antibody at dilution of 1:100 (40x lens).



Immunohistochemistry of paraffin-embedded Mouse adrenal gland using CYP11B2 Polyclonal Antibody at dilution of 1:100 (40x lens).



Immunofluorescence analysis of HeLa cells using CYP11B2 Polyclonal Antibody at dilution of 1:100 (40x lens). Blue: DAPI for nuclear staining.

Preparation & Storage

Storage Store at -20°C. Avoid freeze / thaw cycles.

Background

This gene encodes a member of the cytochrome P450 superfamily of enzymes. The cytochrome P450 proteins are monooxygenases which catalyze many reactions involved in drug metabolism and synthesis of cholesterol, steroids and other lipids. This protein localizes to the mitochondrial inner membrane. The enzyme has steroid 18-hydroxylase activity to synthesize aldosterone and 18-oxocortisol as well as steroid 11 beta-hydroxylase activity. Mutations in this gene cause

For Research Use Only

A Reliable Research Partner in Life Science and Medicine

Toll-free: 1-888-852-8623

Web: www.elabscience.com

Tel: 1-832-243-6086

Email: techsupport@elabscience.com

Fax: 1-832-243-6017

CYP11B2 Polyclonal Antibody

Catalog Number:E-AB-66284



corticosterone methyl oxidase deficiency.

For Research Use Only

A Reliable Research Partner in Life Science and Medicine

Toll-free: 1-888-852-8623

Tel: 1-832-243-6086

Fax: 1-832-243-6017

Web: www.elabscience.com

Email: techsupport@elabscience.com