

CD45 Monoclonal Antibody

Catalog Number:E-AB-22009



Note: Centrifuge before opening to ensure complete recovery of vial contents.

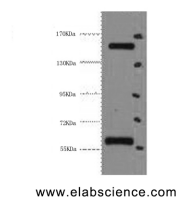
Description

Reactivity	Human
Immunogen	Synthetic Peptide
Host	Mouse
Isotype	IgG
Clone	Clone:3H3
Purification	Protein A purification
Conjugation	Unconjugated
Formulation	PBS with 0.02% sodium azide and 50% glycerol pH 7.4.

Applications Recommended Dilution

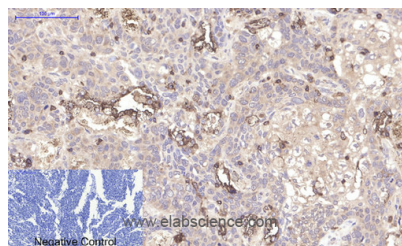
WB	1:500-1:2000
IHC	1:50-300

Data

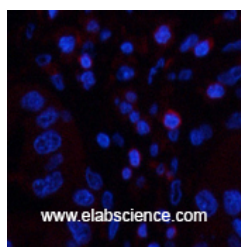


Western Blot analysis of Hela cells using CD45 Monoclonal Antibody at dilution of 1:2000.

Observed MW:147kDa
Calculated Mw:147kDa



Immunohistochemistry of paraffin-embedded Human lung cancer tissue using CD45 Monoclonal Antibody at dilution of 1:200.



Immunofluorescence analysis of Human liver cancer tissue using CD45 Monoclonal Antibody at dilution of 1:200.

Preparation & Storage

Storage Store at -20°C. Avoid freeze / thaw cycles.

Background

The protein encoded by this gene is a member of the protein tyrosine phosphatase (PTP) family. PTPs are known to be

For Research Use Only

A Reliable Research Partner in Life Science and Medicine

Toll-free: 1-888-852-8623

Web: www.elabscience.com

Tel: 1-832-243-6086

Email: techsupport@elabscience.com

Fax: 1-832-243-6017

CD45 Monoclonal Antibody

Catalog Number: E-AB-22009



signaling molecules that regulate a variety of cellular processes including cell growth, differentiation, mitosis, and oncogenic transformation. This PTP contains an extracellular domain, a single transmembrane segment and two tandem intracytoplasmic catalytic domains, and thus is classified as a receptor type PTP. This PTP has been shown to be an essential regulator of T- and B-cell antigen receptor signaling. It functions through either direct interaction with components of the antigen receptor complexes, or by activating various Src family kinases required for the antigen receptor signaling.

For Research Use Only

A Reliable Research Partner in Life Science and Medicine

Toll-free: 1-888-852-8623

Tel: 1-832-243-6086

Fax: 1-832-243-6017

Web: www.elabscience.com

Email: techsupport@elabscience.com