

NCAM1 / CD56 Polyclonal Antibody

catalog number: E-AB-62136

Note: Centrifuge before opening to ensure complete recovery of vial contents.

Description

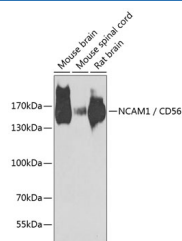
Reactivity	Human;Mouse;Rat
Immunogen	Recombinant fusion protein of human NCAM1 / CD56 (NP_851996.2).
Host	Rabbit
Isotype	IgG
Purification	Affinity purification
Conjugation	Unconjugated
Buffer	Phosphate buffered solution, pH 7.4, containing 0.05% stabilizer and 50% glycerol.

Applications

Recommended Dilution

WB	1:500-1:2000
IHC	1:100-1:200
IF	1:50-1:200

Data

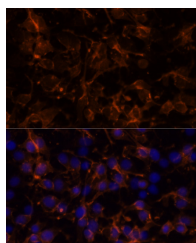


Western blot analysis of extracts of various cell lines using NCAM1 / CD56 Polyclonal Antibody at dilution of 1:1000.

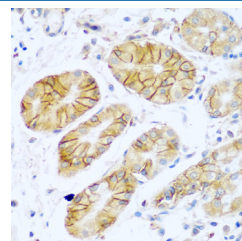
Observed-MW:160 kDa

Calculated-MW:40 kDa/73 kDa/80 kDa/83 kDa/93 kDa/94

kDa



Immunofluorescence analysis of C6 cells using NCAM1 / CD56 Polyclonal Antibody at dilution of 1:100. Blue: DAPI for nuclear staining.



Immunohistochemistry of paraffin-embedded Human stomach using NCAM1 / CD56 Polyclonal Antibody at dilution of 1:100 (40x lens).

Preparation & Storage

Storage	Store at -20°C Valid for 12 months. Avoid freeze / thaw cycles.
Shipping	The product is shipped with ice pack, upon receipt, store it immediately at the temperature recommended.

Background

For Research Use Only

This gene encodes a cell adhesion protein which is a member of the immunoglobulin superfamily. The encoded protein is involved in cell-to-cell interactions as well as cell-matrix interactions during development and differentiation. The encoded protein has been shown to be involved in development of the nervous system, and for cells involved in the expansion of T cells and dendritic cells which play an important role in immune surveillance. Alternative splicing results in multiple transcript variants.