

B7-H3/CD276 Polyclonal Antibody

catalog number: E-AB-68332

Note: Centrifuge before opening to ensure complete recovery of vial contents.

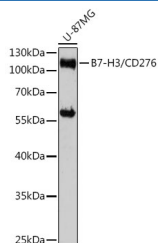
Description

Reactivity	Human
Immunogen	A synthetic peptide of human B7-H3/CD276
Host	Rabbit
Isotype	IgG
Purification	Affinity purification
Buffer	Phosphate buffered solution, pH 7.4, containing 0.05% stabilizer and 50% glycerol.

Applications

Applications	Recommended Dilution
WB	1:500-1:2000
IHC	1:50-1:200

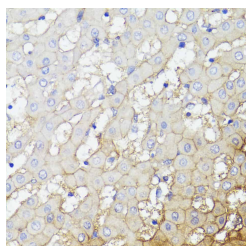
Data



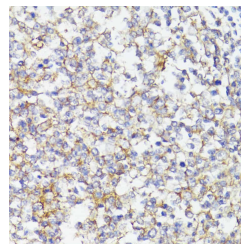
Western blot analysis of extracts of U-87MG cells using CD276/B7-H3 Polyclonal Antibody at 1:3000 dilution.

Observed-MW:120 kDa

Calculated-MW:33 kDa/52 kDa/57 kDa



Immunohistochemistry of paraffin-embedded Human liver cancer using CD276/B7-H3 Polyclonal antibody at dilution of 1:100 (40x lens). Perform microwave antigen retrieval with 10 mM PBS buffer pH 7.2 before commencing with IHC staining protocol.



Immunohistochemistry of paraffin-embedded Human tonsil using CD276/B7-H3 Polyclonal Antibody at dilution of 1:100 (40x lens). Perform microwave antigen retrieval with 10 mM PBS buffer pH 7.2 before commencing with IHC staining protocol.

Preparation & Storage

Storage	Store at -20°C Valid for 12 months. Avoid freeze / thaw cycles.
Shipping	The product is shipped with ice pack, upon receipt, store it immediately at the temperature recommended.

Background

For Research Use Only

The protein encoded by this gene belongs to the immunoglobulin superfamily, and thought to participate in the regulation of T-cell-mediated immune response. Studies show that while the transcript of this gene is ubiquitously expressed in normal tissues and solid tumors, the protein is preferentially expressed only in tumor tissues. Additionally, it was observed that the 3' UTR of this transcript contains a target site for miR29 microRNA, and there is an inverse correlation between the expression of this protein and miR29 levels, suggesting regulation of expression of this gene product by miR29. Alternatively spliced transcript variants encoding different isoforms have been found for this gene.

For Research Use Only

Toll-free: 1-888-852-8623
Web: www.elabscience.com

Tel: 1-832-243-6086
Email: techsupport@elabscience.com

Fax: 1-832-243-6017

Rev. V1.7