

## Recombinant Human B7-H3/CD276 Protein (His Tag)

Catalog Number: PKSH031218

**Note:** Centrifuge before opening to ensure complete recovery of vial contents.

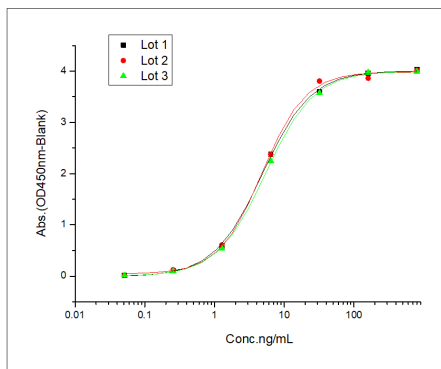
### Description

<b>Species</b>	Human
<b>Source</b>	HEK293 Cells-derived Human B7-H3/CD276 protein Met 1-Thr 461, with an C-terminal His
<b>Calculated MW</b>	48.0 kDa
<b>Observed MW</b>	73 kDa
<b>Accession</b>	Q5ZPR3-1
<b>Bio-activity</b>	Not validated for activity

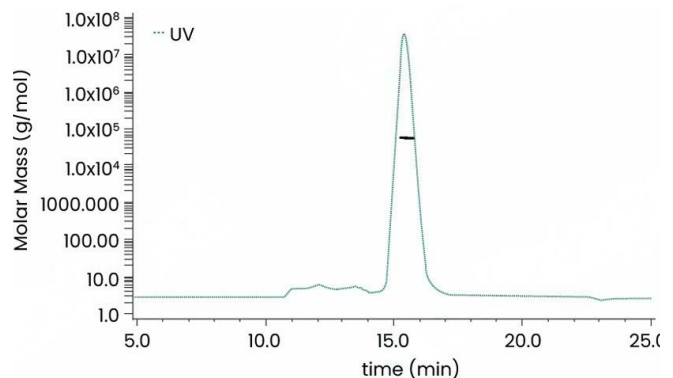
### Properties

<b>Purity</b>	> 98 % as determined by reducing SDS-PAGE.
<b>Endotoxin</b>	< 1.0 EU per µg of the protein as determined by the LAL method.
<b>Storage</b>	Generally, lyophilized proteins are stable for up to 12 months when stored at -20 to -80°C. Reconstituted protein solution can be stored at 4-8°C for 2-7 days. Aliquots of reconstituted samples are stable at < -20°C for 3 months.
<b>Shipping</b>	This product is provided as lyophilized powder which is shipped with ice packs.
<b>Formulation</b>	Lyophilized from sterile PBS, pH 7.4 Normally 5% - 8% trehalose, mannitol and 0.01% Tween 80 are added as protectants before lyophilization. Please refer to the specific buffer information in the printed manual.
<b>Reconstitution</b>	Please refer to the printed manual for detailed information.

### Data



Lot-to-Lot Consistency



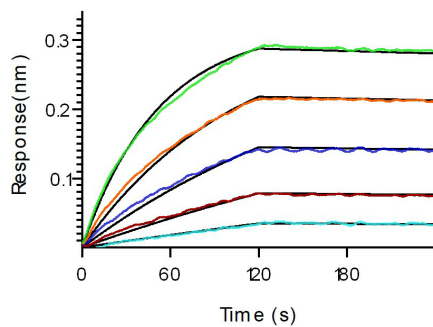
The purity of Recombinant Human B7-H3 / CD276 Protein, ECD, His Tag, HPLC-verified (Cat. No. PKSH031218) was more than 90% and the molecular weight of this protein is around 61.0 kDa verified by SEC-MALS.

### For Research Use Only

Toll-free: 1-888-852-8623  
Web: [www.elabscience.com](http://www.elabscience.com)

Tel: 1-832-243-6086  
Email: [techsupport@elabscience.com](mailto:techsupport@elabscience.com)

Fax: 1-832-243-6017



Loaded Enoblituzumab on proA Biosensor, can bind Recombinant Human B7-H3 Protein, His Tag (Cat: PKSH031218) with an affinity constant of 1.06 nM as determined in BLI assay (Sartorius Octet RED384).

## Background

B7-H3 is a member of the B7 family of immune regulatory ligands that is thought to attenuate peripheral immune responses through co-inhibition. It plays an important role in adaptive immune responses, and was shown to either promote or inhibit T-cell responses in various experimental systems. B7-H3 may play an important role in muscle-immune interactions, providing further evidence of the active role of muscle cells in local immunoregulatory processes. B7-H3 is a novel protein structurally related to the B7 family of ligands by the presence of a single set of immunoglobulin-V-like and immunoglobulin-C-like (VC) domains. Previous studies have correlated its overexpression with poor prognosis and decreased tumor-infiltrating lymphocytes in various carcinomas including uterine endometrioid carcinomas, and mounting evidence supports an immuno-inhibitory role in ovarian cancer prognosis. Recently, B7-H3 expression has been reported in several human cancers indicating an additional function of B7-H3 as a regulator of antitumor immunity.