

ASCL4 Polyclonal Antibody

Catalog Number: E-AB-65006



Note: Centrifuge before opening to ensure complete recovery of vial contents.

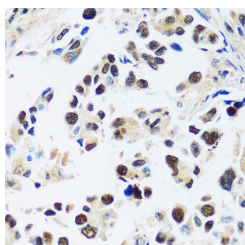
Description

Reactivity	Human, Rat
Immunogen	Recombinant fusion protein of human ASCL4 (NP_982260.2).
Host	Rabbit
Isotype	IgG
Purification	Affinity purification
Conjugation	Unconjugated
Formulation	PBS with 0.02% sodium azide, 50% glycerol, pH7.3.

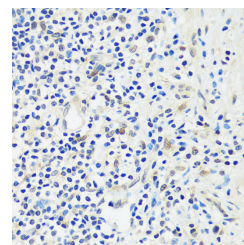
Applications Recommended Dilution

IHC	1:50-1:100
------------	------------

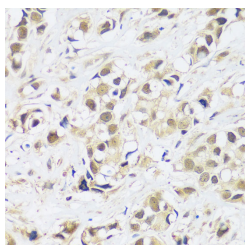
Data



Immunohistochemistry of paraffin-embedded Human lung cancer using ASCL4 Polyclonal Antibody at dilution of 1:100 (40x lens).



Immunohistochemistry of paraffin-embedded Human appendix using ASCL4 Polyclonal Antibody at dilution of 1:100 (40x lens).



Immunohistochemistry of paraffin-embedded Human breast cancer using ASCL4 Polyclonal Antibody at dilution of 1:100 (40x lens).

Preparation & Storage

Storage Store at -20°C. Avoid freeze / thaw cycles.

Background

ASCL4 (Achaete-Scute Family BHLH Transcription Factor 4) is a Protein Coding gene. Diseases associated with ASCL4 include Secondary Hypertrophic Osteoarthropathy and Porokeratosis. Gene Ontology (GO) annotations related to this gene include protein dimerization activity. An important paralog of this gene is ASCL5.

For Research Use Only

A Reliable Research Partner in Life Science and Medicine

Toll-free: 1-888-852-8623

Web: www.elabscience.com

Tel: 1-832-243-6086

Email: techsupport@elabscience.com

Fax: 1-832-243-6017