

GALK1 Polyclonal Antibody

catalog number: E-AB-11255

Note: Centrifuge before opening to ensure complete recovery of vial contents.


Description

Reactivity	Human;Mouse
Immunogen	Recombinant protein of human GALK1
Host	Rabbit
Isotype	IgG
Purification	Affinity purification
Buffer	Phosphate buffered solution, pH 7.4, containing 0.05% stabilizer and 50% glycerol.

Applications

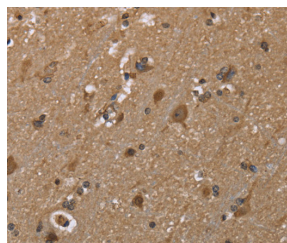
Applications	Recommended Dilution
WB	1:500-1:2000
IHC	1:50-1:200

Data

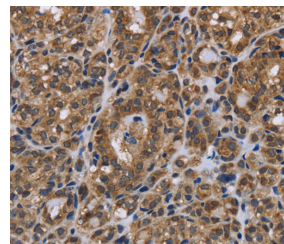


Western Blot analysis of Human fetal liver tissue using GALK1 Polyclonal Antibody at dilution of 1:450

Calculated-MW:42 kDa



Immunohistochemistry of paraffin-embedded Human brain using GALK1 Polyclonal Antibody at dilution of 1:40



Immunohistochemistry of paraffin-embedded Human thyroid cancer using GALK1 Polyclonal Antibody at dilution of 1:40

Preparation & Storage

Storage	Store at -20°C Valid for 12 months. Avoid freeze / thaw cycles.
Shipping	The product is shipped with ice pack, upon receipt, store it immediately at the temperature recommended.

Background

Galactokinase is a major enzyme for the metabolism of galactose and its deficiency causes congenital cataracts during infancy and presenile cataracts in the adult population.

For Research Use Only