

BSG Polyclonal Antibody

catalog number: E-AB-60343

Note: Centrifuge before opening to ensure complete recovery of vial contents.

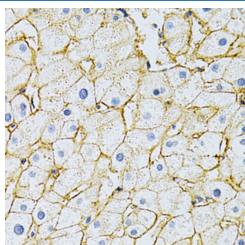
Description

Reactivity	Human;Mouse;Rat
Immunogen	Recombinant fusion protein of human BSG(NP_940991.1).
Host	Rabbit
Isotype	IgG
Purification	Affinity purification
Buffer	Phosphate buffered solution, pH 7.4, containing 0.05% stabilizer and 50% glycerol.

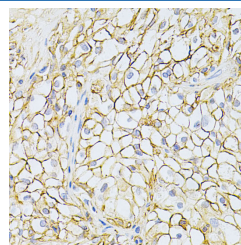
Applications

IHC	1:50-1:200
------------	------------

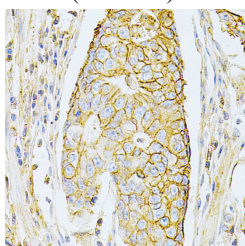
Data



Immunohistochemistry of paraffin-embedded Human liver damage using BSG Polyclonal Antibody at dilution of 1:200 (40x lens).



Immunohistochemistry of paraffin-embedded Human kidney using BSG Polyclonal Antibody at dilution of 1:200 (40x lens).



Immunohistochemistry of paraffin-embedded Human gastric cancer using BSG Polyclonal Antibody at dilution of 1:200 (40x lens).

Preparation & Storage

Storage	Store at -20°C Valid for 12 months. Avoid freeze / thaw cycles.
Shipping	The product is shipped with ice pack, upon receipt, store it immediately at the temperature recommended.

Background

The protein encoded by this gene is a plasma membrane protein that is important in spermatogenesis, embryo implantation, neural network formation, and tumor progression. The encoded protein is also a member of the immunoglobulin superfamily. Multiple transcript variants encoding different isoforms have been found for this gene.

For Research Use Only