# Recombinant Histone H3.3 Monoclonal Antibody

**catalog number:** **AN302024L**

**Note:** *Centrifuge before opening to ensure complete recovery of vial contents.*

## Description

| | |
|---|---|
| **Reactivity** | Human;Mouse;Rat |
| **Immunogen** | Peptide. This information is proprietary to PTMab |
| **Host** | Rabbit |
| **Isotype** | Rabbit IgG |
| **Clone** | C121645 |
| **Purification** | Protein A affinity purification |
| **Conjugation** | Unconjugated |
| **Buffer** | PBS, 50% glycerol, 0.05% Proclin 300, 0.05% protein protectant. |

| Applications | Recommended Dilution |
|---|---|
| **WB** | 1:1000 |
| **IHC** | 1:500-1:1000 |

## Data

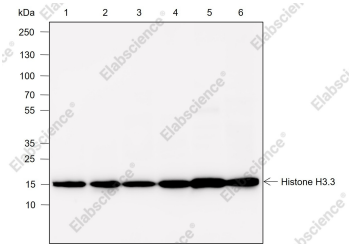


Western Blot with Histone H3.3 Monoclonal Antibody at dilution of 1:1000. Lane 1: HeLa, Lane 2: 293T, Lane 3: NIH/3T3, Lane 4: Raw264.7, Lane 5: PC-12, Lane 6: C6

**Observed-MW:15 kDa**

**Calculated-MW:15 kDa**

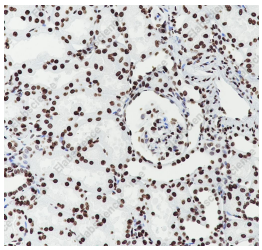

Immunohistochemistry of paraffin-embedded Human kidney using Histone H3.3 Monoclonal Antibody at dilution of 1:1000.

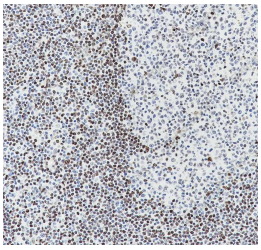

Immunohistochemistry of paraffin-embedded Human tonsil using Histone H3.3 Monoclonal Antibody at dilution of 1:1000.

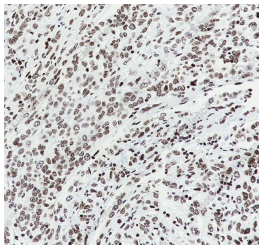

Immunohistochemistry of paraffin-embedded Human lung adenocarcinoma using Histone H3.3 Monoclonal Antibody at dilution of 1:1000.

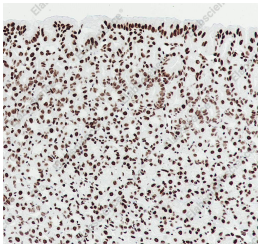

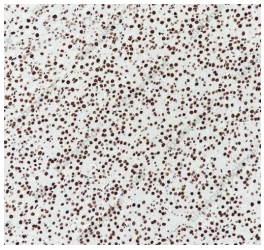

Immunohistochemistry of paraffin-embedded Mouse stomach using Histone H3.3 Monoclonal Antibody at dilution of 1:1000.

Immunohistochemistry of paraffin-embedded Rat stomach using Histone H3.3 Monoclonal Antibody at dilution of 1:1000.

## Preparation & Storage

| | |
|---|---|
| **Storage** | Store at -20°C Valid for 12 months. Avoid freeze/thaw cycles. |
| **Shipping** | Ice bag |

## Background

Histone H3.3 is a histone H3 variant that replaces conventional H3 in a wide range of nucleosomes in active genes. Constitutes the predominant form of histone H3 in non-dividing cells and is incorporated into chromatin independently of DNA synthesis. Deposited at sites of nucleosomal displacement throughout transcribed genes, suggesting that it represents an epigenetic imprint of transcriptionally active chromatin. Nucleosomes wrap and compact DNA into chromatin, limiting DNA accessibility to the cellular machineries which require DNA as a template. Histones thereby play a central role in transcription regulation, DNA repair, DNA replication and chromosomal stability. DNA accessibility is regulated via a complex set of post-translational modifications of histones, also called histone code, and nucleosome remodeling.


Toll-free: 1-888-852-8623
Tel: 1-832-243-6086
Fax: 1-832-243-6017
Web: www.elabscience.com
Email: techsupport@elabscience.com