

Recombinant CD48 Monoclonal Antibody

catalog number: **AN301698L**

Note: Centrifuge before opening to ensure complete recovery of vial contents.

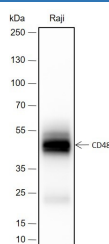
Description

Reactivity	Human;
Immunogen	Recombinant human CD48 fragment
Host	Rabbit
Isotype	IgG, κ
Clone	A406
Purification	Protein A purified
Buffer	PBS, 50% glycerol, 0.05% Proclin 300, 0.05% protein protectant.

Applications

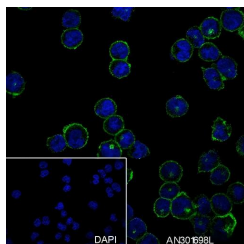
Applications	Recommended Dilution
WB	1:500-1:2000
IHC	1:50-1:100
IF	1:50

Data

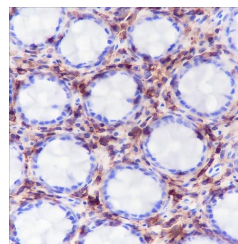


Western Blot with CD48 Monoclonal Antibody at dilution of 1:2000. Lane 1: Raji

Observed-MW:40 kDa
Calculated-MW:28 kDa



Immunofluorescent analysis of (100% Ice-cold methanol) fixed Raji cells using anti-CD48 Monoclonal Antibody at dilution of 1:50.



Immunohistochemistry of paraffin-embedded Human colon using CD48 Monoclonal Antibody at dilution of 1:100.

Preparation & Storage

Storage	Store at -20°C Valid for 12 months. Avoid freeze / thaw cycles.
Shipping	Ice bag

Background

Ligand for CD2. Might facilitate interaction between activated lymphocytes. Probably involved in regulating T-cell activation.

For Research Use Only