

PPBP Polyclonal Antibody

catalog number: E-AB-19288

Note: Centrifuge before opening to ensure complete recovery of vial contents.


Description

Reactivity	Human
Immunogen	Synthetic peptide of human PPBP
Host	Rabbit
Isotype	IgG
Purification	Antigen affinity purification
Buffer	Phosphate buffered solution, pH 7.4, containing 0.05% stabilizer and 50% glycerol.

Applications

Applications	Recommended Dilution
WB	1:1000-1:5000
IHC	1:25-1:100

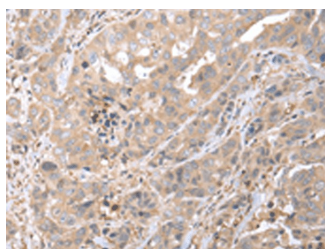
Data



Western blot analysis of Human plasma solution using PPBP Polyclonal Antibody at dilution of 1:500

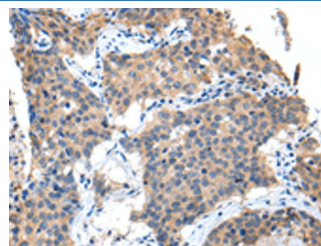
Observed-MW: Refer to figures

Calculated-MW: 14 kDa



Immunohistochemistry of paraffin-embedded Human breast cancer tissue using PPBP Polyclonal Antibody at dilution of

1:35 (x200)



Immunohistochemistry of paraffin-embedded Human lung cancer tissue using PPBP Polyclonal Antibody at dilution of 1:35 (x200)

Preparation & Storage

Storage	Store at -20°C Valid for 12 months. Avoid freeze / thaw cycles.
Shipping	The product is shipped with ice pack, upon receipt, store it immediately at the temperature recommended.

Background

For Research Use Only

PPBP (Pro-Platelet Basic Protein) is a Protein Coding gene. Diseases associated with PPBP include Erythromelalgia and Colloid Adenoma. Among its related pathways are GPCR Pathway and Peptide ligand-binding receptors. GO annotations related to this gene include growth factor activity and glucose transmembrane transporter activity. An important paralog of this gene is CXCL1. The protein encoded by this gene is a platelet-derived growth factor that belongs to the CXC chemokine family. This growth factor is a potent chemoattractant and activator of neutrophils. It has been shown to stimulate various cellular processes including DNA synthesis, mitosis, glycolysis, intracellular cAMP accumulation, prostaglandin E2 secretion, and synthesis of hyaluronic acid and sulfated glycosaminoglycan. It also stimulates the formation and secretion of plasminogen activator by synovial cells. The protein also is an antimicrobial protein with bactericidal and antifungal activity.