

WNT3A Polyclonal Antibody

Catalog Number: E-AB-11082



Note: Centrifuge before opening to ensure complete recovery of vial contents.

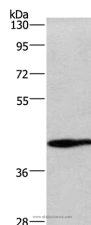
Description

Reactivity	Human, Mouse
Immunogen	Recombinant protein of human WNT3A
Host	Rabbit
Isotype	IgG
Purification	Affinity purification
Conjugation	Unconjugated
Formulation	PBS with 0.05% sodium azide and 50% glycerol, PH7.4

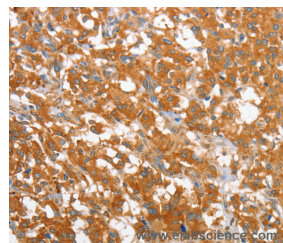
Applications Recommended Dilution

WB	1:200-1:1000
IHC	1:50-1:200

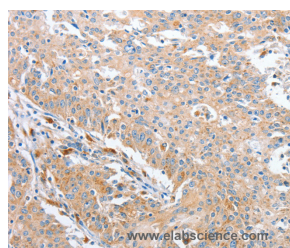
Data



Western Blot analysis of Mouse lung tissue using WNT3A Polyclonal Antibody at dilution of 1:325
Calculated Mw: 39kDa



Immunohistochemistry of paraffin-embedded Human thyroid cancer using WNT3A Polyclonal Antibody at dilution of 1:40



Immunohistochemistry of paraffin-embedded Human gastric cancer using WNT3A Polyclonal Antibody at dilution of 1:40

Preparation & Storage

Storage Store at -20°C. Avoid freeze / thaw cycles.

Background

The WNT gene family consists of structurally related genes which encode secreted signaling proteins. These proteins have been implicated in oncogenesis and in several developmental processes, including regulation of cell fate and patterning during embryogenesis. This gene is a member of the WNT gene family. It encodes a protein which shows 96% amino acid identity to mouse Wnt3A protein, and 84% to human WNT3 protein, another WNT gene product. This gene is clustered

For Research Use Only

A Reliable Research Partner in Life Science and Medicine

Toll-free: 1-888-852-8623

Tel: 1-832-243-6086

Fax: 1-832-243-6017

Web: www.elabscience.com

Email: techsupport@elabscience.com

WNT3A Polyclonal Antibody

Catalog Number: E-AB-11082



with WNT14 gene, another family member, in chromosome 1q42 region.

For Research Use Only

A Reliable Research Partner in Life Science and Medicine

Toll-free: 1-888-852-8623

Tel: 1-832-243-6086

Fax: 1-832-243-6017

Web: www.elabscience.com

Email: techsupport@elabscience.com