

ZBTB8A Polyclonal Antibody

catalog number: E-AB-18720

Note: Centrifuge before opening to ensure complete recovery of vial contents.

Description

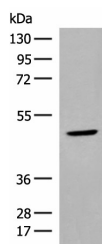
Reactivity	Human;Mouse;Rat
Immunogen	Fusion protein of human ZBTB8A
Host	Rabbit
Isotype	IgG
Purification	Antigen affinity purification
Conjugation	Unconjugated
Buffer	Phosphate buffered solution, pH 7.4, containing 0.05% stabilizer and 50% glycerol.

Applications

Recommended Dilution

WB	1:500-1:2000
IHC	1:50-1:300

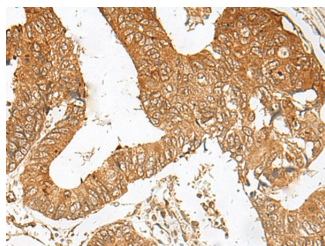
Data



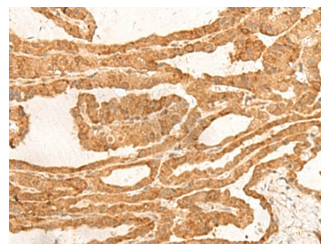
Western blot analysis of Human thyroid tissue lysate using ZBTB8A Polyclonal Antibody at dilution of 1:350

Observed-MW:Refer to figures

Calculated-MW:50 kDa



Immunohistochemistry of paraffin-embedded Human colorectal cancer tissue using ZBTB8A Polyclonal Antibody at dilution of 1:100(×200)



Immunohistochemistry of paraffin-embedded Human thyroid cancer tissue using ZBTB8A Polyclonal Antibody at dilution of 1:100(×200)

Preparation & Storage

Storage	Store at -20°C Valid for 12 months. Avoid freeze / thaw cycles.
Shipping	The product is shipped with ice pack, upon receipt, store it immediately at the temperature recommended.

Background

May be involved in transcriptional regulation.

For Research Use Only