

SIRT1 Polyclonal Antibody

catalog number: E-AB-70368

Note: Centrifuge before opening to ensure complete recovery of vial contents.

Description

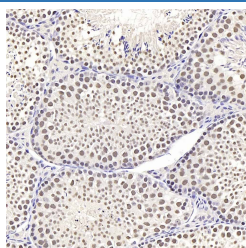
Reactivity	Mouse
Immunogen	Recombinant protein corresponding to Mouse SIRT1
Host	Rabbit
Isotype	IgG
Purification	Affinity purification
Conjugation	Unconjugated
buffer	Phosphate buffered solution, pH 7.4, containing 0.05% stabilizer, 1% protein protectant and 50% glycerol.

Applications

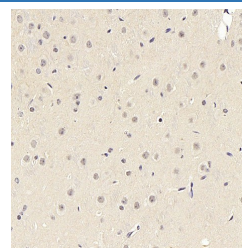
Recommended Dilution

IHC	1:200-1:600
------------	-------------

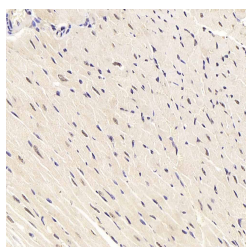
Data



Immunohistochemistry analysis of paraffin-embedded mouse testis using SIRT1 Polyclonal Antibody at dilution of 1:300.



Immunohistochemistry analysis of paraffin-embedded mouse brain using SIRT1 Polyclonal Antibody at dilution of 1:300.



Immunohistochemistry analysis of paraffin-embedded mouse heart using SIRT1 Polyclonal Antibody at dilution of 1:300.

Preparation & Storage

Storage	Store at -20°C Valid for 12 months. Avoid freeze / thaw cycles.
Shipping	The product is shipped with ice pack, upon receipt, store it immediately at the temperature recommended.

Background

SIRT1, also named as SIR2L1, contains a deacetylase sirtuin-type domain and belongs to the sirtuin family. It regulates processes such as apoptosis and muscle differentiation by deacetylating key proteins. SIRT1 in particular initiates several signalling events relevant to cardioprotection, including: activation of endothelial nitric oxide synthase, insulin receptor signalling, and autophagy. In addition SIRT1 activation elicits resistance to oxidative stress via regulation of transcription factors and co-activators such as FOXO, Hif-2a, and NF-κB. SIRT1 regulates the p53-dependent DNA damage response pathway by binding to and deacetylating p53, specifically at Lysine 382.

For Research Use Only