

# AMIGO2 Polyclonal Antibody

Catalog Number: E-AB-14557



**Note:** Centrifuge before opening to ensure complete recovery of vial contents.


## Description

<b>Reactivity</b>	Human, Mouse, Rat
<b>Immunogen</b>	Recombinant protein of human AMIGO2
<b>Host</b>	Rabbit
<b>Isotype</b>	IgG
<b>Purification</b>	Affinity purification
<b>Conjugation</b>	Unconjugated
<b>Formulation</b>	PBS with 0.05% sodium azide and 50% glycerol, PH7.4

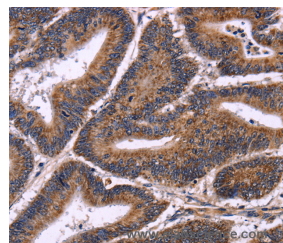
## Applications Recommended Dilution

<b>WB</b>	1:500-1:2000
<b>IHC</b>	1:50-1:200

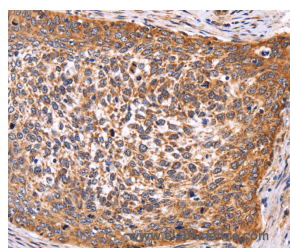
## Data



Western Blot analysis of A172 cell using AMIGO2 Polyclonal Antibody at dilution of 1:597  
**Calculated Mw: 58kDa**



Immunohistochemistry of paraffin-embedded Human colon cancer using AMIGO2 Polyclonal Antibody at dilution of 1:50



Immunohistochemistry of paraffin-embedded Human cervical cancer using AMIGO2 Polyclonal Antibody at dilution of 1:50

## Preparation & Storage

**Storage** Store at -20°C. Avoid freeze / thaw cycles.

## Background

The amphoterin-induced gene and ORF (AMIGO) family of proteins consists of AMIGO-1, AMIGO-2 and AMIGO-3. All three members are single pass type I membrane proteins that contain several leucine-rich repeats, one IgG domain, and a transmembrane domain. The AMIGO proteins are specifically expressed on fiber tracts of neuronal tissues and participate in their formation. The AMIGO proteins can form complexes with each other, but can also bind itself.

## For Research Use Only

A Reliable Research Partner in Life Science and Medicine

Toll-free: 1-888-852-8623

Web: [www.elabscience.com](http://www.elabscience.com)

Tel: 1-832-243-6086

Email: [techsupport@elabscience.com](mailto:techsupport@elabscience.com)

Fax: 1-832-243-6017

# AMIGO2 Polyclonal Antibody

Catalog Number: E-AB-14557



AMIGO-1, also designated Alivin-2, promotes growth and fasciculation of neurites and plays a role in myelination and fasciculation of developing neural axons. In cerebellar neurons, AMIGO-2 (Alivin-1) is crucial for depolarization-dependent survival. Similar to AMIGO-1 and AMIGO-2, AMIGO-3 (Alivin-3) plays a role in homophilic and/or heterophilic cell-cell interaction and signal transduction

---

## For Research Use Only

A Reliable Research Partner in Life Science and Medicine

Toll-free: 1-888-852-8623

Tel: 1-832-243-6086

Fax: 1-832-243-6017

Web: [www.elabscience.com](http://www.elabscience.com)

Email: [techsupport@elabscience.com](mailto:techsupport@elabscience.com)