

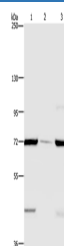
FAAH Polyclonal Antibody

catalog number: E-AB-15006

Note: Centrifuge before opening to ensure complete recovery of vial contents.

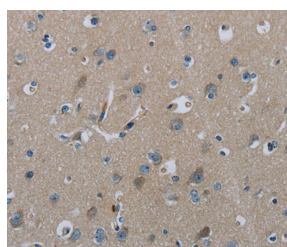
Description	
Reactivity	Human;Mouse;Rat
Immunogen	Recombinant protein of human FAAH
Host	Rabbit
Isotype	IgG
Purification	Affinity purification
Conjugation	Unconjugated
Buffer	Phosphate buffered solution, pH 7.4, containing 0.05% stabilizer and 50% glycerol.
Applications	Recommended Dilution
WB	1:500-1:2000
IHC	1:50-1:200

Data

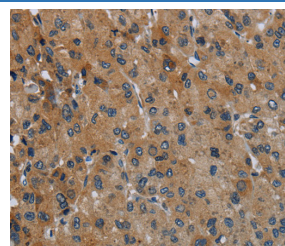


Western Blot analysis of LoVo cell, Human testis tissue and A549 cell using FAAH Polyclonal Antibody at dilution of 1:400

Calculated-MW:63 kDa



Immunohistochemistry of paraffin-embedded Human brain using FAAH Polyclonal Antibody at dilution of 1:50



Immunohistochemistry of paraffin-embedded Human liver cancer using FAAH Polyclonal Antibody at dilution of 1:50

Preparation & Storage

Storage	Store at -20°C Valid for 12 months. Avoid freeze / thaw cycles.
Shipping	The product is shipped with ice pack, upon receipt, store it immediately at the temperature recommended.

Background

This gene encodes a protein that is responsible for the hydrolysis of a number of primary and secondary fatty acid amides, including the neuromodulatory compounds anandamide and oleamide.

For Research Use Only