

UBQLNL Polyclonal Antibody

catalog number: E-AB-66286

Note: Centrifuge before opening to ensure complete recovery of vial contents.

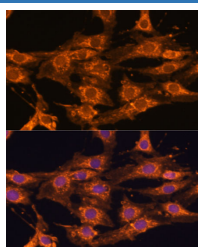
Description

Reactivity	Human;Mouse;Rat
Immunogen	Recombinant fusion protein of human UBQLNL (NP_659490.4).
Host	Rabbit
Isotype	IgG
Purification	Affinity purification
Buffer	Phosphate buffered solution, pH 7.4, containing 0.05% stabilizer and 50% glycerol.

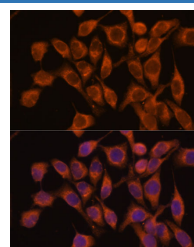
Applications

Applications	Recommended Dilution
IF	1:50-1:200

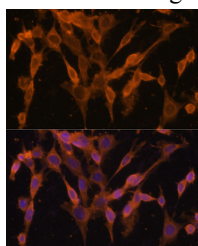
Data



Immunofluorescence analysis of C6 cells using UBQLNL Polyclonal Antibody at dilution of 1:100. Blue: DAPI for nuclear staining.



Immunofluorescence analysis of HeLa cells using UBQLNL Polyclonal Antibody at dilution of 1:100. Blue: DAPI for nuclear staining.



Immunofluorescence analysis of NIH/3T3 cells using UBQLNL Polyclonal Antibody at dilution of 1:100. Blue: DAPI for nuclear staining.

Preparation & Storage

Storage	Store at -20°C Valid for 12 months. Avoid freeze / thaw cycles.
Shipping	The product is shipped with ice pack, upon receipt, store it immediately at the temperature recommended.

Background

UBQLNL (Ubiquilin Like) is a Protein Coding gene. Diseases associated with UBQLNL include Brown-Vialetto-Van Laere Syndrome and Spinocerebellar Ataxia 1. An important paralog of this gene is UBQLN1.

For Research Use Only