
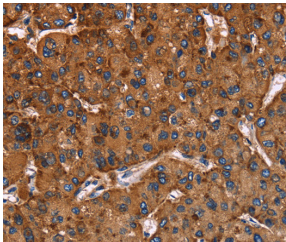
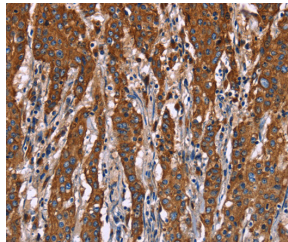


## CD107b Polyclonal Antibody

catalog number: E-AB-10277

**Note:** Centrifuge before opening to ensure complete recovery of vial contents.

Description	
Reactivity	Human
Immunogen	Recombinant protein of human LAMP2
Host	Rabbit
Isotype	IgG
Purification	Affinity purification
Conjugation	Unconjugated
Buffer	Phosphate buffered solution, pH 7.4, containing 0.05% stabilizer and 50% glycerol.
Applications	Recommended Dilution
WB	1:500-1:2000
IHC	1:50-1:200

Data	
 <p>Western Blot analysis of Human placenta tissue using CD107b Polyclonal Antibody at dilution of 1:500</p> <p><b>Calculated-MW:45 kDa</b></p>  <p>Immunohistochemistry of paraffin-embedded Human liver cancer using CD107b Polyclonal Antibody at dilution of 1:40</p>	 <p>Immunohistochemistry of paraffin-embedded Human gastric cancer using CD107b Polyclonal Antibody at dilution of 1:40</p>

Preparation & Storage	
Storage	Store at -20°C Valid for 12 months. Avoid freeze / thaw cycles.
Shipping	The product is shipped with ice pack, upon receipt, store it immediately at the temperature recommended.

Background
<p>The protein encoded by this gene is a member of a family of membrane glycoproteins. This glycoprotein provides selectins with carbohydrate ligands. It may play a role in tumor cell metastasis. It may also function in the protection, maintenance, and adhesion of the lysosome. Alternative splicing of this gene results in multiple transcript variants encoding distinct proteins</p>

## For Research Use Only