

IL2 Polyclonal Antibody

catalog number: E-AB-40275

Note: Centrifuge before opening to ensure complete recovery of vial contents.

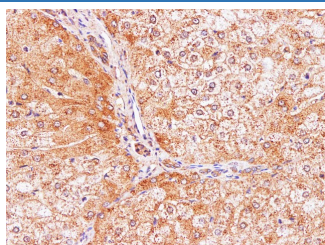
Description

Reactivity	Human;Mouse
Immunogen	Recombinant Mouse Interleukin-2 protein
Host	Rabbit
Isotype	IgG
Purification	Antigen Affinity Purification
Buffer	PBS with 0.05% Proclin300, 1% protective protein and 50% glycerol, pH7.4

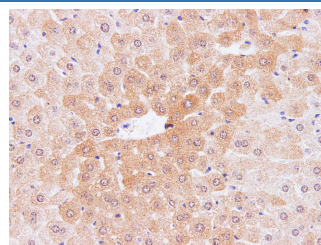
Applications Recommended Dilution

IHC	1:100-1:200
------------	-------------

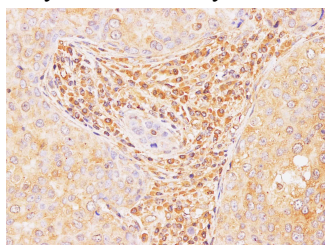
Data



Immunohistochemistry of paraffin-embedded Human liver using IL2 Polyclonal Antibody at dilution of 1:100



Immunohistochemistry of paraffin-embedded Mouse liver using IL2 Polyclonal Antibody at dilution of 1:100



Immunohistochemistry of paraffin-embedded Human breast cancer using IL2 Polyclonal Antibody at dilution of 1:100

Preparation & Storage

Storage	Store at -20°C Valid for 12 months. Avoid freeze / thaw cycles.
Shipping	The product is shipped with ice pack, upon receipt, store it immediately at the temperature recommended.

Background

IL2 is a secreted cytokine involved in the operation and regulation of immune system. IL2 plays a pivotal role in T-cell activation and effector functions, including T cell proliferation, interferon- γ production and cytotoxicity. IL2 can stimulate the propagation of lymphocytes and induce the cytotoxic T lymphocytes and lymphokine-activated killer cells for tumor cells. IL2 also influences memory T cell homeostasis through the regulation of memory T cell numbers and enhances major histocompatibility complex II (MHC II) expression on tumor cells.

For Research Use Only