

FRK Polyclonal Antibody

catalog number: E-AB-11246

Note: Centrifuge before opening to ensure complete recovery of vial contents.

Description


Reactivity	Human;Mouse;Rat
Immunogen	Recombinant protein of human FRK
Host	Rabbit
Isotype	IgG
Purification	Affinity purification
Conjugation	Unconjugated
Buffer	Phosphate buffered solution, pH 7.4, containing 0.05% stabilizer and 50% glycerol.

Applications

Recommended Dilution

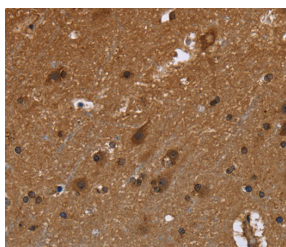
WB	1:500-1:2000
IHC	1:50-1:200

Data

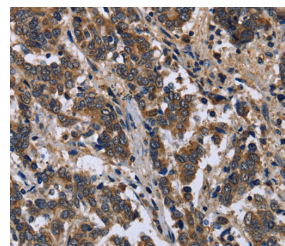


Western Blot analysis of K562 and A431 cell using FRK Polyclonal Antibody at dilution of 1:1200

Calculated-MW:58 kDa



Immunohistochemistry of paraffin-embedded Human brain using FRK Polyclonal Antibody at dilution of 1:50



Immunohistochemistry of paraffin-embedded Human liver cancer using FRK Polyclonal Antibody at dilution of 1:50

Preparation & Storage

Storage	Store at -20°C Valid for 12 months. Avoid freeze / thaw cycles.
Shipping	The product is shipped with ice pack, upon receipt, store it immediately at the temperature recommended.

Background

The protein encoded by this gene belongs to the TYR family of protein kinases. This tyrosine kinase is a nuclear protein and may function during G1 and S phase of the cell cycle and suppress growth.

For Research Use Only