Recombinant NAP1L1 Monoclonal Antibody

catalog number: **AN302039L**

Note: *Centrifuge before opening to ensure complete recovery of vial contents.*

Description

Reactivity	Human
Immunogen	Peptide. This information is proprietary to PTMab
Host	Rabbit
Isotype	Rabbit IgG
Clone	C321660
Purification	Protein A affinity purification
Conjugation	Unconjugated
Buffer	PBS, 50% glycerol, 0.05% Proclin 300, 0.05% protein protectant.

Applications	Recommended Dilution
WB	1:2000
IHC	1:100

Data

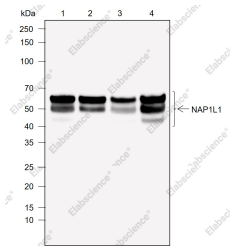

Western Blot with NAP1L1 Monoclonal Antibody at dilution of 1:20000. Lane 1: HeLa, Lane 2: 293T, Lane 3: A431, Lane 4: Jurkat

Observed-MW:50 kDa/55 kDa

Calculated-MW:45 kDa

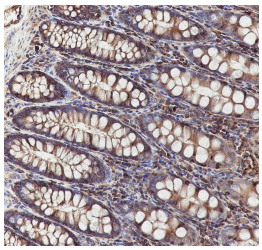

Immunohistochemistry of paraffin-embedded Human colon using NAP1L1 Monoclonal Antibody at dilution of 1:100.

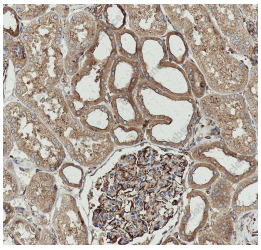

Immunohistochemistry of paraffin-embedded Human kidney using NAP1L1 Monoclonal Antibody at dilution of 1:100.

Preparation & Storage

Storage	Store at -20°C Valid for 12 months. Avoid freeze/thaw cycles.
Shipping	Ice bag

Background

Toll-free: 1-888-852-8623
Tel: 1-832-243-6086
Fax: 1-832-243-6017
Web: www.elabscience.com
Email: techsupport@elabscience.com

NAP1L1 (Nucleosome assembly protein 1-like 1; NAP1-Related Protein, NRP) is a member of the NAP family of histone chaperones. Histone chaperones are involved in chromatin assembly following DNA replication and may play a role in modulating chromatin formation and contribute to the regulation of cell proliferation.

Toll-free: 1-888-852-8623
Tel: 1-832-243-6086
Fax: 1-832-243-6017
Web: www.elabscience.com
Email: techsupport@elabscience.com