


## HA-Tag Monoclonal Antibody

Catalog Number: GA480210L

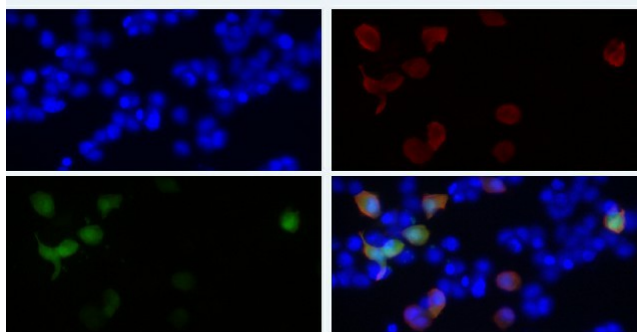
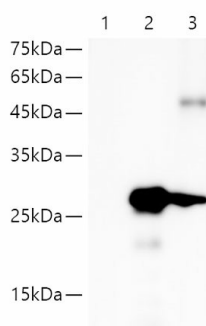
**Note:** Centrifuge before opening to ensure complete recovery of vial contents.

Description	
Reactivity	All
Immunogen	Synthetic peptide corresponding to HA tag conjugated to keyhole limpet haemocyanin.
Host	Mouse
Isotype	IgG2a
Clone	5F7
Purification	Protein A/G Purification
Conjugation	Unconjugated
Buffer	PBS, pH 7.2. Contains 0.05% Proclin300.
Applications	Recommended Dilution
WB	1:5000-10000
IP	3µg/sample
IF	1:400-800
FCM	0.2µg
Data	

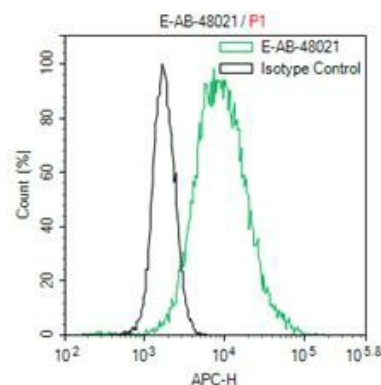


Western blotting with anti-HA-Tag monoclonal antibody at dilution of 1:5000. Lane 1: HA tag transfected HEK 293 cell lysates, lane 2: HEK 293 whole cell lysate

**Observed-MW:28 kDa**  
**Calculated-MW:28 kDa**



Immunofluorescent analysis of 293F cells transfected with HA-Tag fusion protein using anti-HA-Tag monoclonal antibody at dilution of 1:800.



IP Result of 293F cells transfected with HA-Tag fusion protein, using anti-HA-Tag monoclonal antibody .lane 1: mouse IgG2a Isotype Control, Lane 2: input, Lane 3: anti-HA-Tag mouse monoclonal antibody

1x10<sup>6</sup> CHO cells Transfected with a HA plasmid were stained with 0.2ug Anti-HA tag mAb(E-AB-48021) and AF647 conjugated Goat Anti-mouse IgG (H+L); Isotype Control stained with 0.2ug mouse IgG and AF647 conjugated Goat Anti-mouse IgG (H+L)

## Preparation & Storage

### Storage

Store at -20°C Valid for 12 months. Avoid freeze / thaw cycles.

### Shipping

The product is shipped with ice pack, upon receipt, store it immediately at the temperature recommended.

## Background

The HA tag is derived from the HA-molecule corresponding to amino acids 98-106. It has been extensively used as a general epitope tag in expression vectors. Many recombinant proteins have been engineered to express the HA tag, which does not appear to interfere with the bioactivity or the biodistribution of the recombinant protein.