

Recombinant Human R-Spondin 1/RSP01 Protein (His Tag)

Catalog Number: PKSH033007

Note: Centrifuge before opening to ensure complete recovery of vial contents.

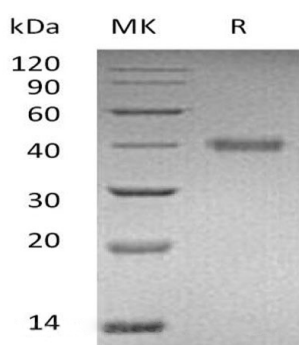
Description

Species	Human
Source	HEK293 Cells-derived Human R-Spondin 1;RSP01 protein Ser21-Ala263, with an C-terminal His
Calculated MW	27.8 kDa
Observed MW	40 kDa
Accession	Q2MKA7
Bio-activity	Measured by its ability to induce Topflash reporter activity in HEK293T human embryonic kidney cells. The ED ₅₀ for this effect is 1-10ng/ml.

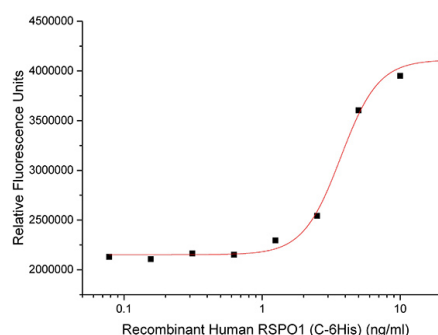
Properties

Purity	> 95 % as determined by reducing SDS-PAGE.
Endotoxin	< 0.01 EU per µg of the protein as determined by the LAL method.
Storage	Generally, lyophilized proteins are stable for up to 12 months when stored at -20 to -80 °C. Reconstituted protein solution can be stored at 4-8°C for 2-7 days. Aliquots of reconstituted samples are stable at < -20°C for 3 months.
Shipping	This product is provided as lyophilized powder which is shipped with ice packs.
Formulation	Lyophilized from a 0.2 µm filtered solution of PBS, pH 7.4. Normally 5% - 8% trehalose, mannitol and 0.01% Tween 80 are added as protectants before lyophilization. Please refer to the specific buffer information in the printed manual.
Reconstitution	Please refer to the printed manual for detailed information.

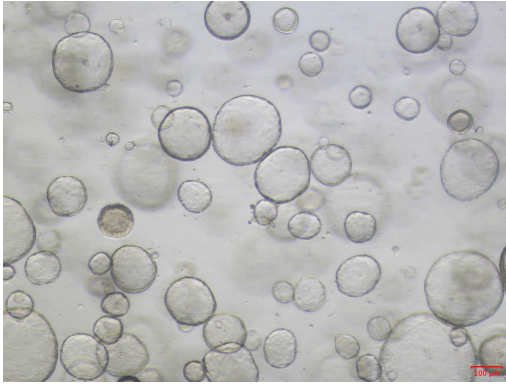
Data



> 95 % as determined by reducing SDS-PAGE.



Measured by its ability to induce Topflash reporter activity in HEK293T human embryonic kidney cells. The ED₅₀ for this effect is 1-10ng/ml.



Human endometrial epithelial organoids were cultured with EGF (PKSM041013) and R-spondin 1 (PKSH033007). The organoids showed good morphology. Data were kindly provided by Novoprotein's customer. Thanks for her contribution.

Background

RSPO1 is a secreted protein, containing 2 FU (furin-like) repeats and 1 TSP type-1 domain and belonging to the R-spondin family. RSPO1 is required for the early development of gonads, regardless of sex. It has been found in mice only eleven days after fertilization. To induce cell proliferation, it acts synergistically with WNT4. They help stabilize β catenin, which activates downstream targets. RSPO1 is necessary in female sex development. It augments the WNT/ β catenin pathway to oppose male sex development. In critical gonadal stages, between six and nine weeks after fertilization, the ovaries upregulate it while the testes downregulate it. RSPO1 can potentially aid in the treatment of mucositis, which is characterized by inflammation of the oral cavity. This unfortunate condition often accompanies chemotherapy and radiation in cancer patients with head and neck tumors.