Recombinant Dynamin 1 Monoclonal Antibody

catalog number: **AN301508L**

Note: *Centrifuge before opening to ensure complete recovery of vial contents.*

Description

Reactivity	Human;Mouse;Rat
Immunogen	Recombinant human Dynamin 1 fragment
Host	Rabbit
Isotype	Rabbit IgG
Clone	C111131
Purification	Protein A affinity purification
Conjugation	Unconjugated
Buffer	PBS, 50% glycerol, 0.05% Proclin 300, 0.05% protein protectant.

Applications	Recommended Dilution
WB	1:500-1:1000
IHC	1:50-1:100
IF	1:50

Data



Western Blot with Dynamin 1 Monoclonal Antibody at dilution of 1:1000. Lane 1: SHSY-5Y

Observed-MW:100 kDa

Calculated-MW:99 kDa

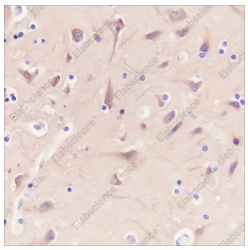

Immunohistochemistry of paraffin-embedded Human cerebrum using Dynamin 1 Monoclonal Antibody at dilution of 1:100.

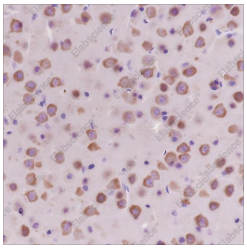

Immunohistochemistry of paraffin-embedded Mouse cerebrum using Dynamin 1 Monoclonal Antibody at dilution of 1:100.

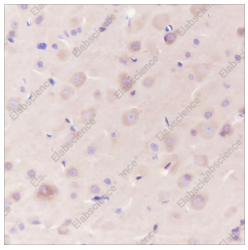

Immunohistochemistry of paraffin-embedded Rat cerebrum using Dynamin 1 Monoclonal Antibody at dilution of 1:100.

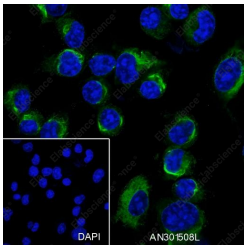

Immunofluorescent analysis of (100% Ice-cold methanol) fixed Neuro-2a cells using anti-Dynamin 1 Monoclonal Antibody at dilution of 1:50.

Preparation & Storage

Storage	Store at -20°C Valid for 12 months. Avoid freeze/thaw cycles.
Shipping	Ice bag

Background

Microtubule-associated force-producing protein involved in producing microtubule bundles and able to bind and hydrolyze GTP. Most probably involved in vesicular trafficking processes. Involved in receptor-mediated endocytosis.

Toll-free: 1-888-852-8623
Tel: 1-832-243-6086
Fax: 1-832-243-6017
Web: www.elabscience.com
Email: techsupport@elabscience.com