

# Histone H4 Polyclonal Antibody

Catalog Number:E-AB-11291



**Note:** Centrifuge before opening to ensure complete recovery of vial contents.


## Description

<b>Reactivity</b>	Human,Mouse,Rat
<b>Immunogen</b>	Recombinant protein of human HIST4H4
<b>Host</b>	Rabbit
<b>Isotype</b>	IgG
<b>Purification</b>	Affinity purification
<b>Conjugation</b>	Unconjugated
<b>Formulation</b>	PBS with 0.05% sodium azide and 50% glycerol, PH7.4

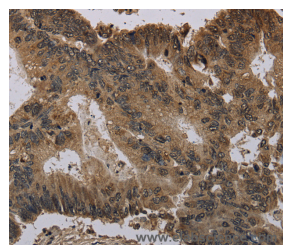
## Applications Recommended Dilution

<b>WB</b>	1:500-1:2000
<b>IHC</b>	1:50-1:200

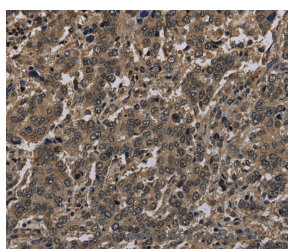
## Data



Western Blot analysis of K562 cell, Mouse pancreas tissue and HeLa cell, Mouse thymus tissue and 293T cell, NIH/3T3 and LoVo cell using Histone H4 Polyclonal Antibody at dilution of 1:300  
**Calculated Mw:11kDa**



Immunohistochemistry of paraffin-embedded Human colon cancer using Histone H4 Polyclonal Antibody at dilution of 1:30



Immunohistochemistry of paraffin-embedded Human liver cancer using Histone H4 Polyclonal Antibody at dilution of 1:30

## Preparation & Storage

**Storage** Store at -20°C. Avoid freeze / thaw cycles.

## Background

Histones are basic nuclear proteins that are responsible for the nucleosome structure of the chromosomal fiber in eukaryotes. Nucleosomes consist of approximately 146 bp of DNA wrapped around a histone octamer composed of pairs

## For Research Use Only

A Reliable Research Partner in Life Science and Medicine

Toll-free: 1-888-852-8623

Web: [www.elabscience.com](http://www.elabscience.com)

Tel: 1-832-243-6086

Email: [techsupport@elabscience.com](mailto:techsupport@elabscience.com)

Fax: 1-832-243-6017

# Histone H4 Polyclonal Antibody

Catalog Number: E-AB-11291



of each of the four core histones (H2A, H2B, H3, and H4). The chromatin fiber is further compacted through the interaction of a linker histone, H1, with the DNA between the nucleosomes to form higher order chromatin structures. This gene is intronless and encodes a member of the histone H4 family. Transcripts from this gene lack polyA tails; instead, they contain a palindromic termination element.

## For Research Use Only

A Reliable Research Partner in Life Science and Medicine

Toll-free: 1-888-852-8623

Web: [www.elabscience.com](http://www.elabscience.com)

Tel: 1-832-243-6086

Email: [techsupport@elabscience.com](mailto:techsupport@elabscience.com)

Fax: 1-832-243-6017