

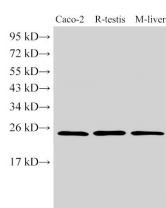
GSTA1 Polyclonal Antibody

catalog number: D-AB-10164L

Note: Centrifuge before opening to ensure complete recovery of vial contents.

Description	
Reactivity	Human;Mouse;Rat
Immunogen	Recombinant Human GSTA1 protein expressed by E.coli
Host	Rabbit
Isotype	IgG
Purification	Antigen Affinity Purification
Conjugation	Unconjugated
Buffer	PBS with 0.05% Proclin300, 1% protective protein and 50% glycerol, pH7.4
Applications	Recommended Dilution
WB	1:500-1:1000
IHC	1:400-1:800

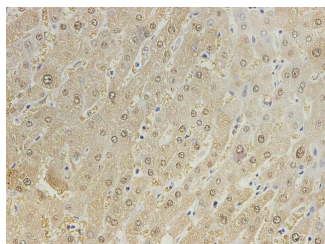
Data



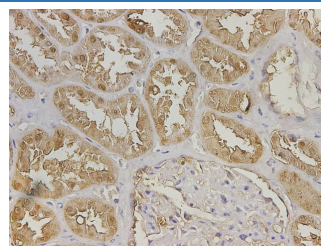
Western Blot analysis of Caco-2, Rat testis and Mouse liver using GSTA1 Polyclonal Antibody at dilution of 1:500

Observed-MW:26 kDa

Calculated-MW:25 kDa



Immunohistochemistry of paraffin-embedded Human liver tissue using GSTA1 Polyclonal Antibody at dilution of 1:450



Immunohistochemistry of paraffin-embedded Human kidney tissue using GSTA1 Polyclonal Antibody at dilution of 1:450

Preparation & Storage	
Storage	Store at -20°C Valid for 12 months. Avoid freeze / thaw cycles.
Shipping	The product is shipped with ice pack, upon receipt, store it immediately at the temperature recommended.

Background

This gene encodes a member of a family of enzymes that function to add glutathione to target electrophilic compounds, including carcinogens, therapeutic drugs, environmental toxins, and products of oxidative stress. This action is an important step in detoxification of these compounds. This subfamily of enzymes has a particular role in protecting cells from reactive oxygen species and the products of peroxidation. Polymorphisms in this gene influence the ability of individuals to metabolize different drugs. This gene is located in a cluster of similar genes and pseudogenes on chromosome 6. Alternative splicing results in multiple transcript variants.