

AUP1 Polyclonal Antibody

catalog number: E-AB-14564

Note: Centrifuge before opening to ensure complete recovery of vial contents.

Description


Reactivity	Human;Mouse;Rat
Immunogen	Recombinant protein of human AUP1
Host	Rabbit
Isotype	IgG
Purification	Affinity purification
Conjugation	Unconjugated
buffer	Phosphate buffered solution, pH 7.4, containing 0.05% stabilizer and 50% glycerol.

Applications

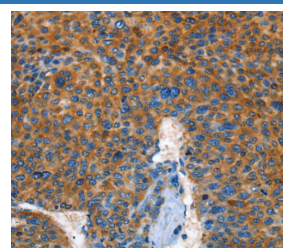
Recommended Dilution

WB	1:500-1:2000
IHC	1:50-1:200

Data

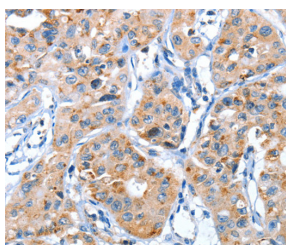


Western Blot analysis of Helix and 293T cell, Mouse liver tissue and NIH/3T3 cell using AUP1 Polyclonal Antibody at dilution of 1:500



Immunohistochemistry of paraffin-embedded Human liver cancer using AUP1 Polyclonal Antibody at dilution of 1:50

Calculated-MV:53 kDa



Immunohistochemistry of paraffin-embedded Human lung cancer using AUP1 Polyclonal Antibody at dilution of 1:50

Preparation & Storage

Storage	Store at -20°C Valid for 12 months. Avoid freeze / thaw cycles.
Shipping	The product is shipped with ice pack, upon receipt, store it immediately at the temperature recommended.

Background

This gene encodes a protein that contains a domain with homology to the ancient conserved region of the archain 1 gene and a domain that may be involved in binding ubiquitin-conjugating enzymes. The protein encoded by this gene has been shown to bind to the conserved membrane-proximal sequence of the cytoplasmic tail of integrin alpha(IIb) subunits. These subunits play a crucial role in the integrin alpha(IIb)beta(3) inside-out signalling in platelets and megakaryocytes that leads to platelet aggregation and thrombus formation. This gene overlaps the gene for mitochondrial serine protease 25.

For Research Use Only