

ZKSCAN1 Polyclonal Antibody

Catalog Number:E-AB-52371



Note: Centrifuge before opening to ensure complete recovery of vial contents.

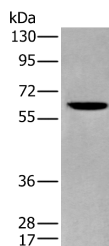
Description

Reactivity	Human,Mouse,Rat
Immunogen	Fusion protein of human ZKSCAN1
Host	Rabbit
Isotype	IgG
Purification	Affinity purification
Conjugation	Unconjugated
Formulation	PBS with 0.05% NaN3 and 40% Glycerol,pH7.4

Applications Recommended Dilution

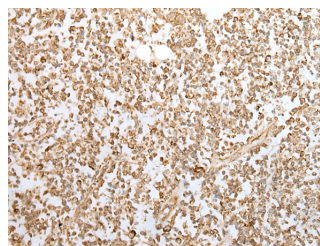
WB	1:500-1:2000
IHC	1:25-1:100
ELISA	1:5000-1:10000

Data

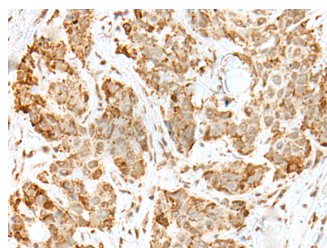


Western blot analysis of Human cerebrum tissue lysate using ZKSCAN1 Polyclonal Antibody at dilution of 1:400

Observed Mw:Refer to figures
Calculated Mw:64 kDa



Immunohistochemistry of paraffin-embedded Human tonsil tissue using ZKSCAN1 Polyclonal Antibody at dilution of 1:30(×200)



Immunohistochemistry of paraffin-embedded Human thyroid cancer tissue using ZKSCAN1 Polyclonal Antibody at dilution of 1:30(×200)

Preparation & Storage

Storage Store at -20°C. Avoid freeze / thaw cycles.

Background

For Research Use Only

A Reliable Research Partner in Life Science and Medicine

Tel: 400-999-2100

Email: techsupport@elabscience.cn

Web: www.elabscience.cn

ZKSCAN1 Polyclonal Antibody

Catalog Number: E-AB-52371



The ZKSCAN1 gene encodes a transcriptional regulator of the KRAB (Krüppel-associated box) subfamily of zinc finger proteins, which contain repeated Cys2-His2 (C2H2) zinc finger domains that are connected by conserved sequences, called H/C links (summarized by Tommerup and Vissing, 1995 [PubMed 7557990]). Transcriptional regulatory proteins containing tandemly repeated zinc finger domains are thought to be involved in both normal and abnormal cellular proliferation and differentiation. See ZNF91 (MIM 603971) for general information on zinc finger proteins.

For Research Use Only

A Reliable Research Partner in Life Science and Medicine

Tel: 400-999-2100

Email: techsupport@elabscience.cn

Web: www.elabscience.cn