

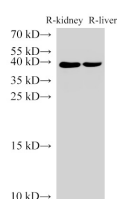
AMACR Polyclonal Antibody

catalog number: D-AB-10240L

Note: Centrifuge before opening to ensure complete recovery of vial contents.

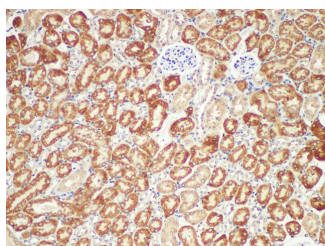
Description	
Reactivity	Human
Immunogen	Recombinant Mouse Amacr protein expressed by E.coli
Host	Rabbit
Isotype	IgG
Purification	Antigen Affinity Purification
Conjugation	Unconjugated
Buffer	PBS with 0.05% Proclin300, 1% protective protein and 50% glycerol, pH7.4
Applications	Recommended Dilution
WB	1:1000-1:3000
IHC	1:150-1:300

Data

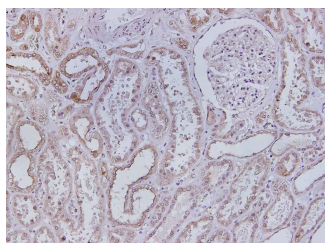


Western Blot analysis of Rat kidney and Rat liver using AMACR Polyclonal Antibody at dilution of 1:3000.

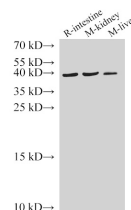
Observed-MW:40 kDa
Calculated-MW:42 kDa



Immunohistochemistry of paraffin-embedded Mouse kidney using AMACR Polyclonal Antibody at dilution of 1:200.

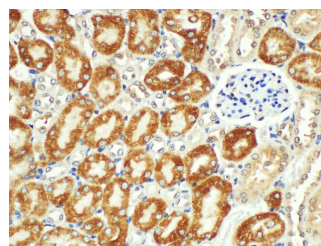


Immunohistochemistry of paraffin-embedded Human kidney using AMACR Polyclonal Antibody at dilution of 1:300



Western Blot analysis of Rat intestine, Mouse kidney and Mouse liver using AMACR Polyclonal Antibody at dilution of 1:1000.

Observed-MW:40 kDa
Calculated-MW:42 kDa



Immunohistochemistry of paraffin-embedded Mouse kidney using AMACR Polyclonal Antibody at dilution of 1:200.

For Research Use Only

Preparation & Storage

Storage

Store at -20°C Valid for 12 months. Avoid freeze / thaw cycles.

Shipping

The product is shipped with ice pack, upon receipt, store it immediately at the temperature recommended.

Background

AMACR (Alpha-methylacyl-CoA racemase) belongs to the CaiB/BaiF CoA-transferase family. It is a mitochondrial and peroxisomal enzyme that catalyzes the conversion of 2R stereoisomers of phytanic and pristanic acid to their S counterparts. AMACR has previously been shown to be a highly sensitive marker for colorectal and clinically localized prostate cancer (PCa). However, AMACR expression is down-regulated at the transcript and protein level in hormone-refractory metastatic PCa, suggesting a hormone-dependent expression of AMACR. It has 3 isoforms produced by alternative splicing. Defects in AMACR are the cause of alpha-methylacyl-CoA racemase deficiency (AMACRD) and congenital bile acid synthesis defect type 4 (CBAS4).