

ASNS Polyclonal Antibody

catalog number: E-AB-10967

Note: Centrifuge before opening to ensure complete recovery of vial contents.

Description

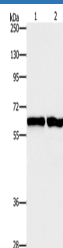
Reactivity	Human;Mouse;Rat
Immunogen	Recombinant protein of human ASNS
Host	Rabbit
Isotype	IgG
Purification	Affinity purification
Conjugation	Unconjugated
buffer	Phosphate buffered solution, pH 7.4, containing 0.05% stabilizer and 50% glycerol.

Applications

Recommended Dilution

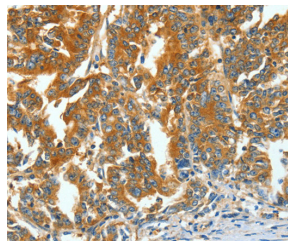
WB	1:500-1:2000
IHC	1:50-1:200

Data

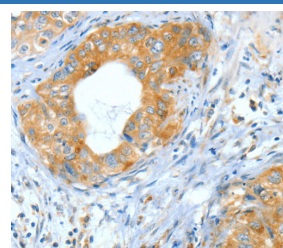


Western Blot analysis of 231 and NIH/3T3 cell using ASNS Polyclonal Antibody at dilution of 1:800

Calculated-MV:64 kDa



Immunohistochemistry of paraffin-embedded Human gastric cancer using ASNS Polyclonal Antibody at dilution of 1:60



Immunohistochemistry of paraffin-embedded Human cervical cancer using ASNS Polyclonal Antibody at dilution of 1:60

Preparation & Storage

Storage	Store at -20°C Valid for 12 months. Avoid freeze / thaw cycles.
Shipping	The product is shipped with ice pack, upon receipt, store it immediately at the temperature recommended.

Background

The protein encoded by this gene is involved in the synthesis of asparagine. This gene complements a mutation in the temperature-sensitive hamster mutant ts11, which blocks progression through the G1 phase of the cell cycle at nonpermissive temperature. Alternatively spliced transcript variants have been described for this gene.

For Research Use Only