

MYEF2 Polyclonal Antibody

catalog number: E-AB-53086

Note: Centrifuge before opening to ensure complete recovery of vial contents.

Description

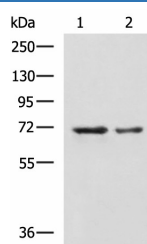
Reactivity	Human;Mouse
Immunogen	Fusion protein of human MYEF2
Host	Rabbit
Isotype	IgG
Purification	Antigen affinity purification
Conjugation	Unconjugated
Buffer	Phosphate buffered solution, pH 7.4, containing 0.05% stabilizer and 50% glycerol.

Applications

Recommended Dilution

WB	1:500-1:2000
IHC	1:50-1:200

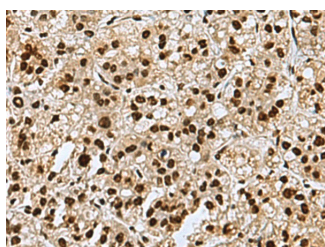
Data



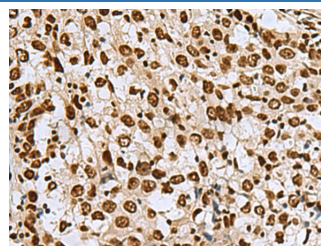
Western blot analysis of A172 and TM4 cell lysates using MYEF2 Polyclonal Antibody at dilution of 1:800

Observed-MV:Refer to figures

Calculated-MV:64 kDa



Immunohistochemistry of paraffin-embedded Human liver cancer tissue using MYEF2 Polyclonal Antibody at dilution of 1:70(×200)



Immunohistochemistry of paraffin-embedded Human esophagus cancer tissue using MYEF2 Polyclonal Antibody at dilution of 1:70(×200)

Preparation & Storage

Storage	Store at -20°C Valid for 12 months. Avoid freeze / thaw cycles.
Shipping	The product is shipped with ice pack, upon receipt, store it immediately at the temperature recommended.

Background

Transcriptional repressor of the myelin basic protein gene (MBP). Binds to the proximal MB1 element 5'-TTGTCC-3' of the MBP promoter. Its binding to MB1 and function are inhibited by PURA (By similarity).

For Research Use Only