

## RPP14 Polyclonal Antibody

catalog number: E-AB-52801

**Note:** Centrifuge before opening to ensure complete recovery of vial contents.

### Description

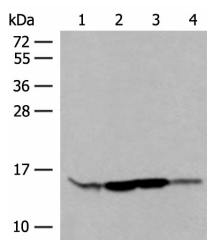
<b>Reactivity</b>	Human;Mouse
<b>Immunogen</b>	Fusion protein of human RPP14
<b>Host</b>	Rabbit
<b>Isotype</b>	IgG
<b>Purification</b>	Antigen affinity purification
<b>Conjugation</b>	Unconjugated
<b>Buffer</b>	Phosphate buffered solution, pH 7.4, containing 0.05% stabilizer and 50% glycerol.

### Applications

### Recommended Dilution

<b>WB</b>	1:500-1:2000
<b>IHC</b>	1:50-1:300

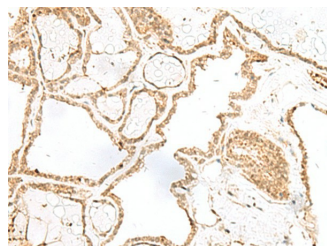
### Data



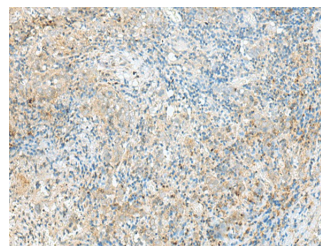
Western blot analysis of HL60 Hela 231 cell Human breast cancer tissue lysates using RPP14 Polyclonal Antibody at dilution of 1:400

**Observed-MV:Refer to figures**

**Calculated-MV:14 kDa**



Immunohistochemistry of paraffin-embedded Human thyroid cancer tissue using RPP14 Polyclonal Antibody at dilution of 1:60(×200)



Immunohistochemistry of paraffin-embedded Human cervical cancer tissue using RPP14 Polyclonal Antibody at dilution of 1:60(×200)

### Preparation & Storage

<b>Storage</b>	Store at -20°C Valid for 12 months. Avoid freeze / thaw cycles.
<b>Shipping</b>	The product is shipped with ice pack,upon receipt,store it immediately at the temperature recommended.

### Background

### For Research Use Only

This gene encodes a subunit of ribonuclease P and has 3' to 5' exoribonuclease activity. Transcripts for this gene are bicistronic and include a conserved downstream open reading frame for the hydroxyacyl-thioester dehydratase type 2 gene.