

Phospho-PI 3 kinase p85 alpha /gamma (Tyr467/199) Polyclonal Antibody



Catalog Number: E-AB-20966 2 Publications

Note: Centrifuge before opening to ensure complete recovery of vial contents.


Description

Reactivity	Human, Mouse, Rat, Monkey
Immunogen	Synthesized peptide derived from human PI 3-kinase p85/p55 around the phosphorylation site of Tyr467/199
Host	Rabbit
Isotype	IgG
Purification	Affinity purification
Conjugation	Unconjugated
Formulation	PBS with 0.02% sodium azide, 0.5% protective protein and 50% glycerol, pH7.4

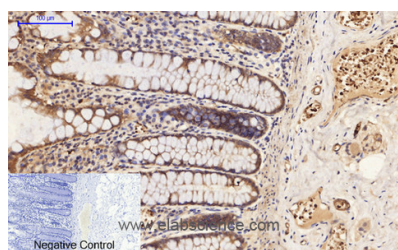
Applications Recommended Dilution

WB	1:500-1:2000
IHC	1:100-1:300
IF	1:200-1:1000
ELISA	1:10000

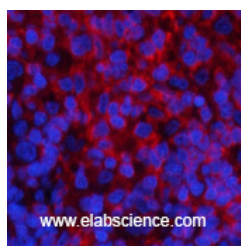
Data



Western Blot analysis of various cells using Phospho-PI 3 kinase p85 alpha /gamma (Tyr467/199) Polyclonal Antibody at dilution of 1:1000
Observed Mw:55+85kDa
Calculated Mw:54+83kDa



Immunohistochemistry of paraffin-embedded Human colon tissue using Phospho-PI 3 kinase p85 alpha /gamma (Tyr467/199) Polyclonal Antibody at dilution of 1:200



Immunofluorescence analysis of Rat spleen tissue using Phospho-PI 3 kinase p85 alpha /gamma (Tyr467/199) Polyclonal Antibody at dilution of 1:200

Preparation & Storage

For Research Use Only

A Reliable Research Partner in Life Science and Medicine

Toll-free: 1-888-852-8623

Web: www.elabscience.com

Tel: 1-832-243-6086

Email: techsupport@elabscience.com

Fax: 1-832-243-6017

Phospho-PI 3 kinase p85 alpha /gamma (Tyr467/199) Polyclonal Antibody



Catalog Number: E-AB-20966 2 Publications

Storage Store at -20°C. Avoid freeze / thaw cycles.

Background

The enzyme phosphatidylinositol 3 kinase (PI3 kinase) is a lipid kinase that generates phosphatidylinositol 3, 4, 5-triphosphate in response to receptor activation in many signal transduction pathways. Class IA PI3Ks exist as a heterodimer of a catalytic 110 kDa (p110) and a regulatory p85 subunit (e.g. p85 alpha). p85 alpha is an adaptor molecule that regulates the activity of the catalytic p110 subunit by binding to phosphorylated receptor tyrosine kinases (RTKs) through its SH2 domain and mediating the interaction between p110 and the plasma membrane. p85 alpha is necessary for insulin-stimulated increase in glucose uptake and glycogen synthesis in insulin-sensitive tissues.

For Research Use Only

A Reliable Research Partner in Life Science and Medicine

Toll-free: 1-888-852-8623

Tel: 1-832-243-6086

Fax: 1-832-243-6017

Web: www.elabscience.com

Email: techsupport@elabscience.com