

MCMBP Polyclonal Antibody

catalog number: E-AB-19295

Note: Centrifuge before opening to ensure complete recovery of vial contents.

Description


Reactivity	Human;Rat
Immunogen	Synthetic peptide of human MCMBP
Host	Rabbit
Isotype	IgG
Purification	Antigen affinity purification
Conjugation	Unconjugated
buffer	Phosphate buffered solution, pH 7.4, containing 0.05% stabilizer and 50% glycerol.

Applications

Recommended Dilution

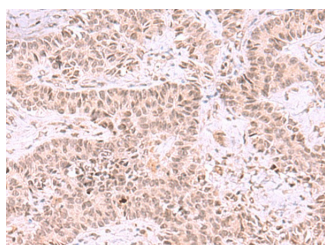
WB	1:500-1:2000
IHC	1:30-1:150

Data

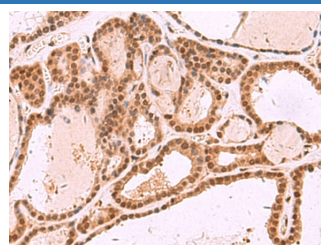


Western blot analysis of 293T cell lysate using MCMBP Polyclonal Antibody at dilution of 1:800

Observed-MV:Refer to figures
Calculated-MV:73 kDa



Immunohistochemistry of paraffin-embedded Human ovarian cancer tissue using MCMBP Polyclonal Antibody at dilution of 1:35(x200)



Immunohistochemistry of paraffin-embedded Human thyroid cancer tissue using MCMBP Polyclonal Antibody at dilution of 1:35(x200)

Preparation & Storage

Storage	Store at -20°C Valid for 12 months. Avoid freeze / thaw cycles.
Shipping	The product is shipped with ice pack,upon receipt,store it immediately at the temperature recommended.

Background

This gene encodes a protein which is a component of the hexameric minichromosome maintenance (MCM) complex which regulates initiation and elongation of DNA. Multiple transcript variants encoding different isoforms have been found for this gene.

For Research Use Only