

PADI4 Polyclonal Antibody

catalog number: E-AB-52164

Note: Centrifuge before opening to ensure complete recovery of vial contents.

Description

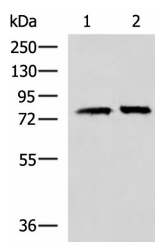
Reactivity	Human
Immunogen	Fusion protein of human PADI4
Host	Rabbit
Isotype	IgG
Purification	Antigen affinity purification
Conjugation	Unconjugated
Buffer	Phosphate buffered solution, pH 7.4, containing 0.05% stabilizer and 50% glycerol.

Applications

Recommended Dilution

WB	1:500-1:2000
IHC	1:40-1:200

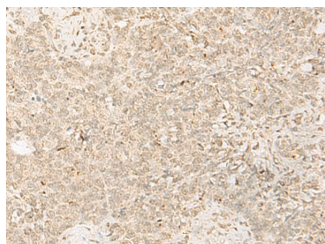
Data



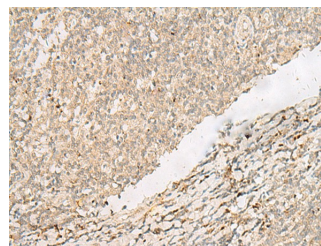
Western blot analysis of 293T cell lysates using PADI4 Polyclonal Antibody at dilution of 1:400

Observed-MW:Refer to figures

Calculated-MW:74 kDa



Immunohistochemistry of paraffin-embedded Human ovarian cancer tissue using PADI4 Polyclonal Antibody at dilution of 1:35(×200)



Immunohistochemistry of paraffin-embedded Human tonsil tissue using PADI4 Polyclonal Antibody at dilution of 1:35(×200)

Preparation & Storage

Storage	Store at -20°C Valid for 12 months. Avoid freeze / thaw cycles.
Shipping	The product is shipped with ice pack, upon receipt, store it immediately at the temperature recommended.

Background

For Research Use Only

This gene is a member of a gene family which encodes enzymes responsible for the conversion of arginine residues to citrulline residues. This gene may play a role in granulocyte and macrophage development leading to inflammation and immune response. PADI4 plays a role in the epigenetics, the deimination of arginines on histones 3 and 4 can act antagonistically to arginine methylation. The protein may be found in oligomers and binds 5 calcium ions per subunit. It catalyses the reaction: Protein L-arginine + H₂O = protein L-citrulline + NH₃.